

# SUNNICA ENERGY FARM

EN010106

Volume 2

2.2 Works Plans

APFP Regulation 5(2)(j)

Planning Act 2008

Infrastructure Planning (Applications: Prescribed Forms and  
Procedure) Regulations 2009



Planning Act 2008

**The Infrastructure Planning  
(Applications: Prescribed Forms and  
Procedure) Regulations 2009**

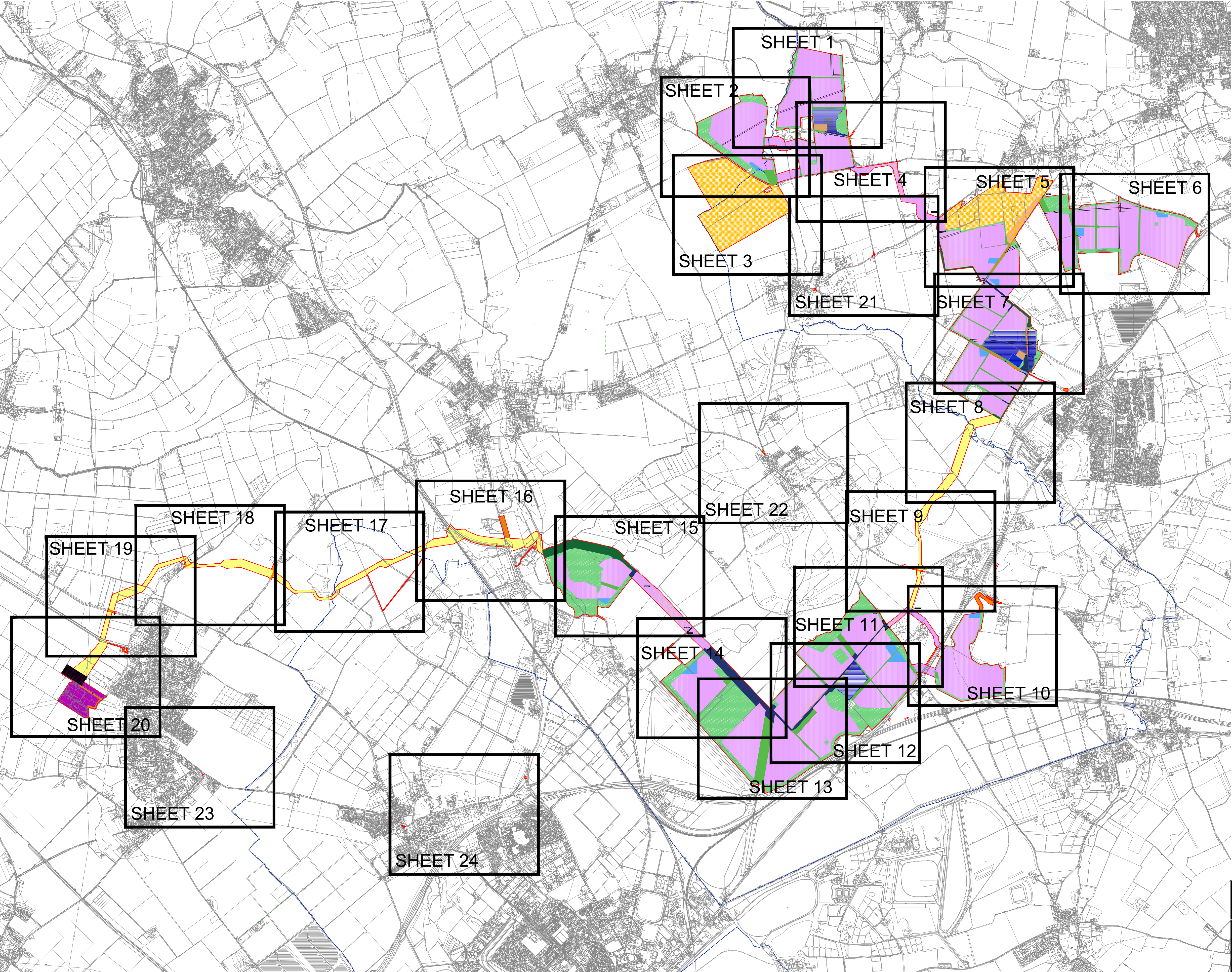
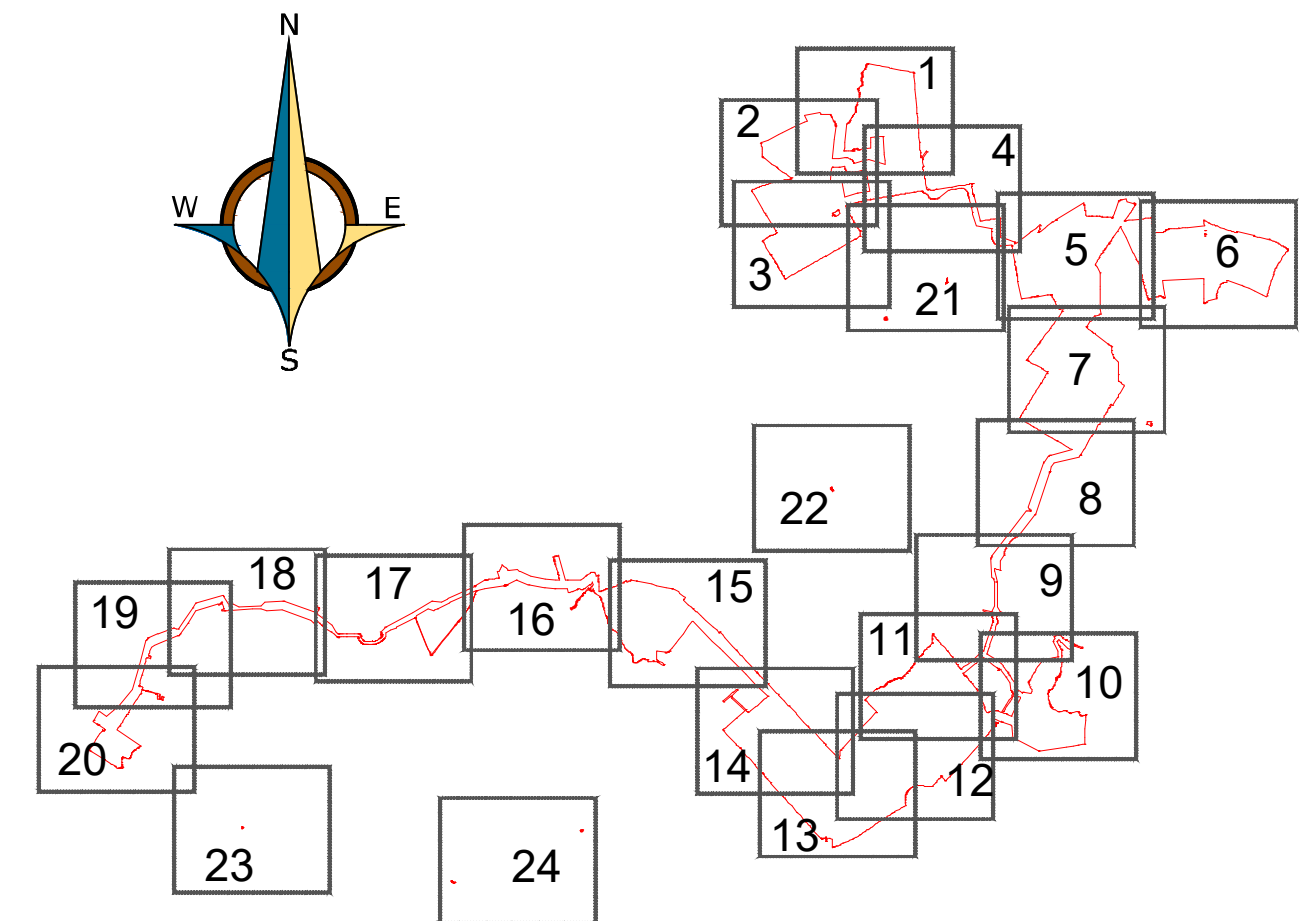
## **Sunnica Energy Farm**

### **2.2 Works Plans**

<b>Regulation Reference:</b>	Regulation 5(2)(j)
<b>Planning Inspectorate Scheme Reference</b>	EN010106
<b>Application Document Reference</b>	EN010106/APP/2.2
<b>Author</b>	Sunnica Energy Farm Project Team


<b>Version</b>	<b>Date</b>	<b>Status of Version</b>
Rev 00	18 November 2021	Application Version
Rev 01	21 January 2021	Update in response to Section 51 advice
Rev 02	30 August 2022	Change Application
Rev 03	11 November 2022	Submitted at Deadline 2





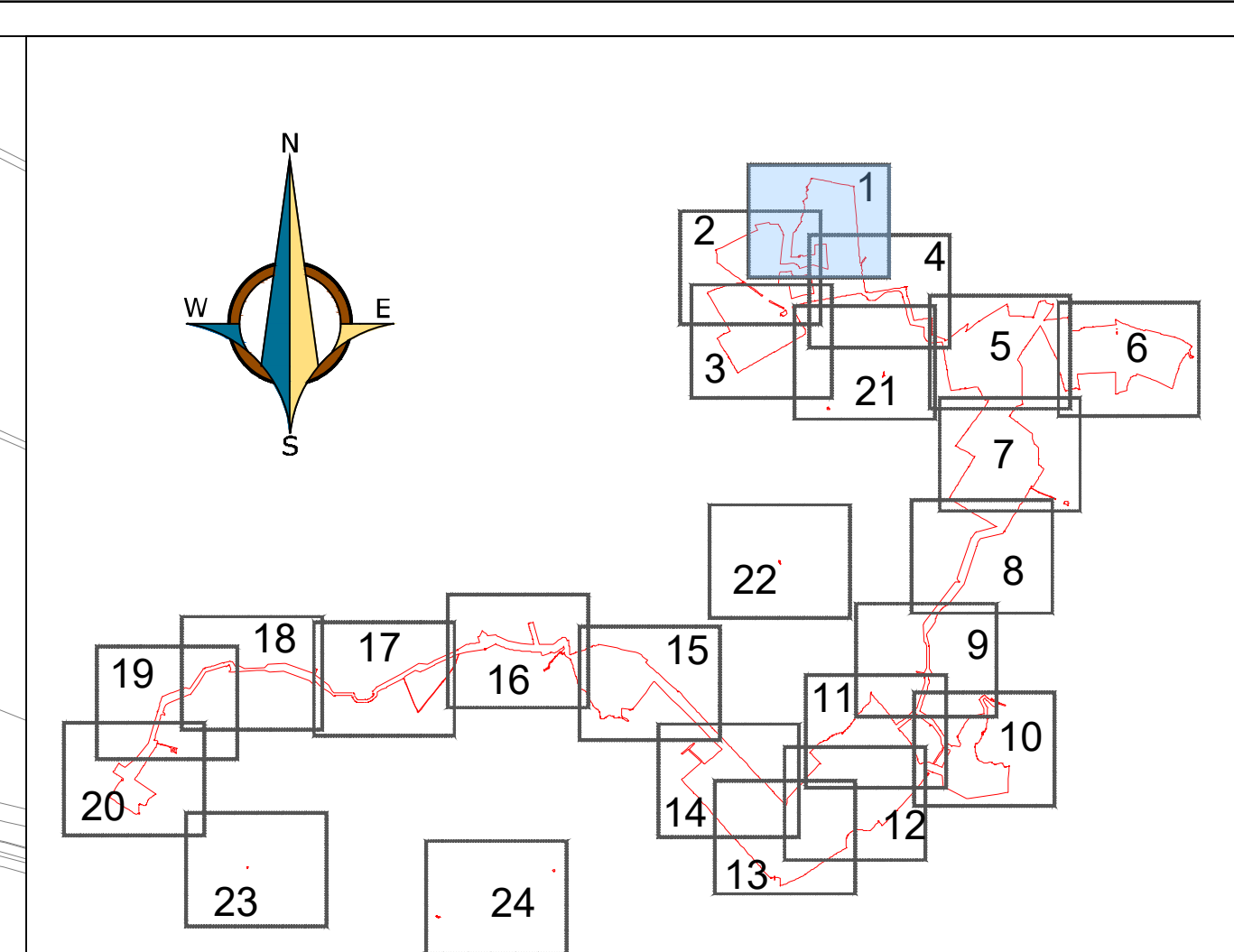
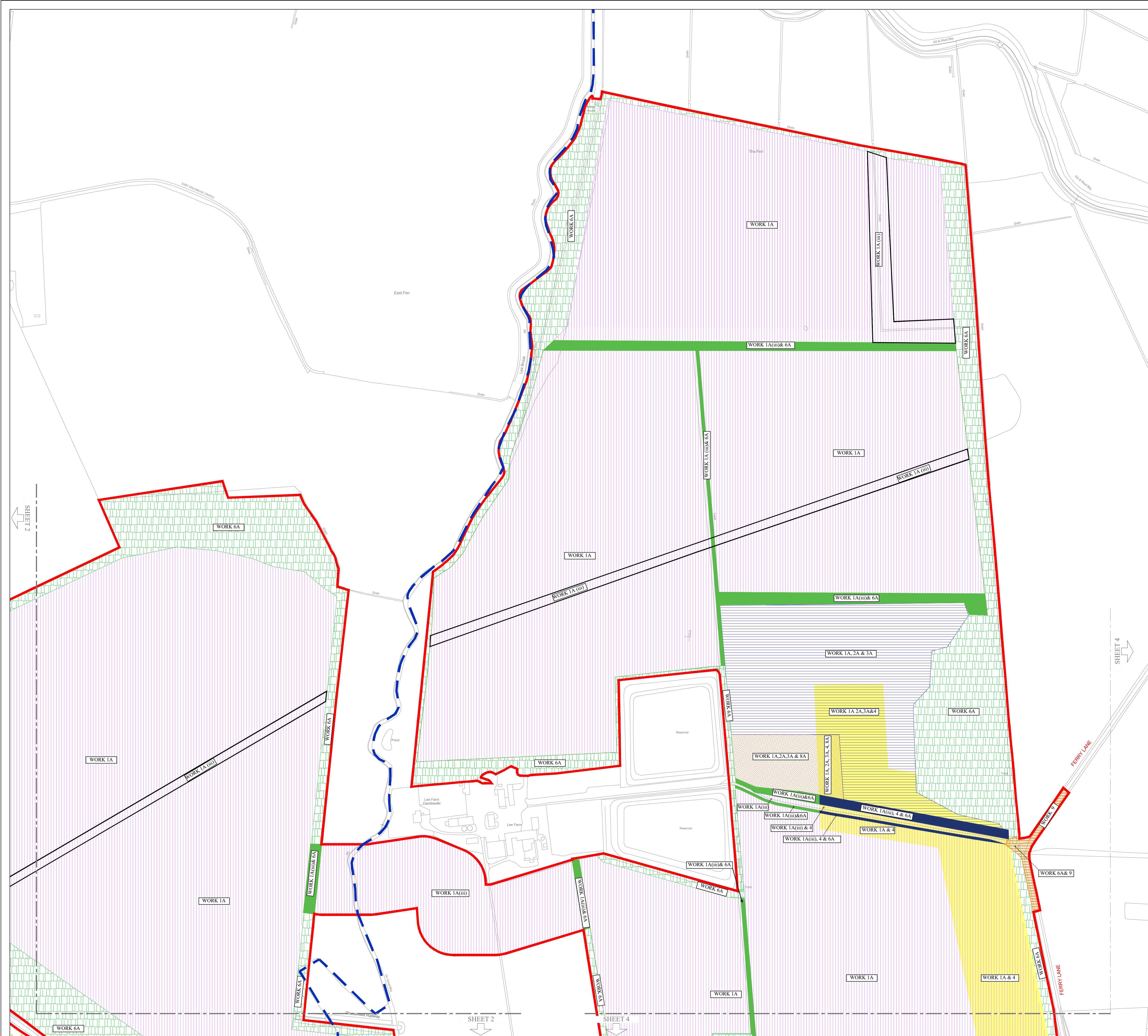
NOTES:

1. These Work Plans show the limits of deviation for the numbered works comprised in the authorised development, which are described in Schedule 1 (Authorised Development) to the draft Development Consent Order. The Work Plans should be read in conjunction with the draft Development Consent Order and the other plans and documents to be certified by it, in particular the Design Principles and the Outline Landscape and Ecological Management Plan.
2. Work Nos. 2 (battery storage) and 3 (on-site substations) are not shown individually in the key but are shown in combination with Work No. 1 and in combination with each other. Within the combined limits of deviation for Work Nos. 1, 2 and 3 the Applicant seeks authorisation for any combination of those Work Nos.
3. Schedule 1 divides Work Nos. 1, 2, 3, 5, 6, 7 and 8 into sub-works (e.g. Work Nos. 1A, 1B, 1C, 1D). The marking convention used to delineate the limits of deviation for the numbered works does not distinguish between the lettered sub-works; instead the lettered sub-works are indicated with a label.
4. Work Nos. 2 (battery storage) and 3 (on-site substations) are not shown individually in the key but are shown in combination with Work No. 1 (and in some instances Work Nos. 7 and 8) and in combination with each other. Within the combined limits of deviation for these works the Applicant seeks authorisation for any combination of those Work Nos. shown within that limit of deviation.
5. The limits of deviation for Work No. 7 (temporary construction laydown area) are shown in combination with other numbered works. This signifies that the Applicant seeks authorisation to construct the other Work Nos. indicated within that combined limit of deviation once the temporary construction laydown area comprised in Work No. 7 is no longer required.
6. Work Nos. 1, 2, 3, 4 and 5 include the underground infrastructure described in Schedule 1. Where the label to a limit of deviation denotes a sub-work with a roman numeral (e.g. Work No. 1A(ii)) this demonstrates that the Applicant seeks authorisation within that limit of deviation only for the sub-work denoted by that roman numeral per the description of the authorised development in Schedule 1 to the DCO, together with its related ancillary works, and any of the other Work Nos. appearing on that label. This enables, for example, underground cables comprised in Work No. 1 (e.g. Work No. 1A(ii)) to be placed within a limit of deviation for other Work Nos. (e.g. Work No. 6A (landscaping)).




PROJECT:	SUNNICA ENERGY FARM DEVELOPMENT CONSENT ORDER (DCO)			
COMPANY:	PS RENEWABLES			
LAYOUT:	Infrastructure Planning (Applications: Prescribed Forms and Procedure) Rules 2009 REGULATION 5(2)(J) - WORKS PLANS - KEY PLAN			
DRAW BY:	Sergio Serna	PS RENEWABLES	DATE:	02/11/2022
DESIGN BY:	Nacho Perez - Laura Picazo	5 Sustranga Estate Mastermind, Benham SUS 604	SCALE:	1:22,500
CHECK BY:	David Ortiz		SIZE:	A1



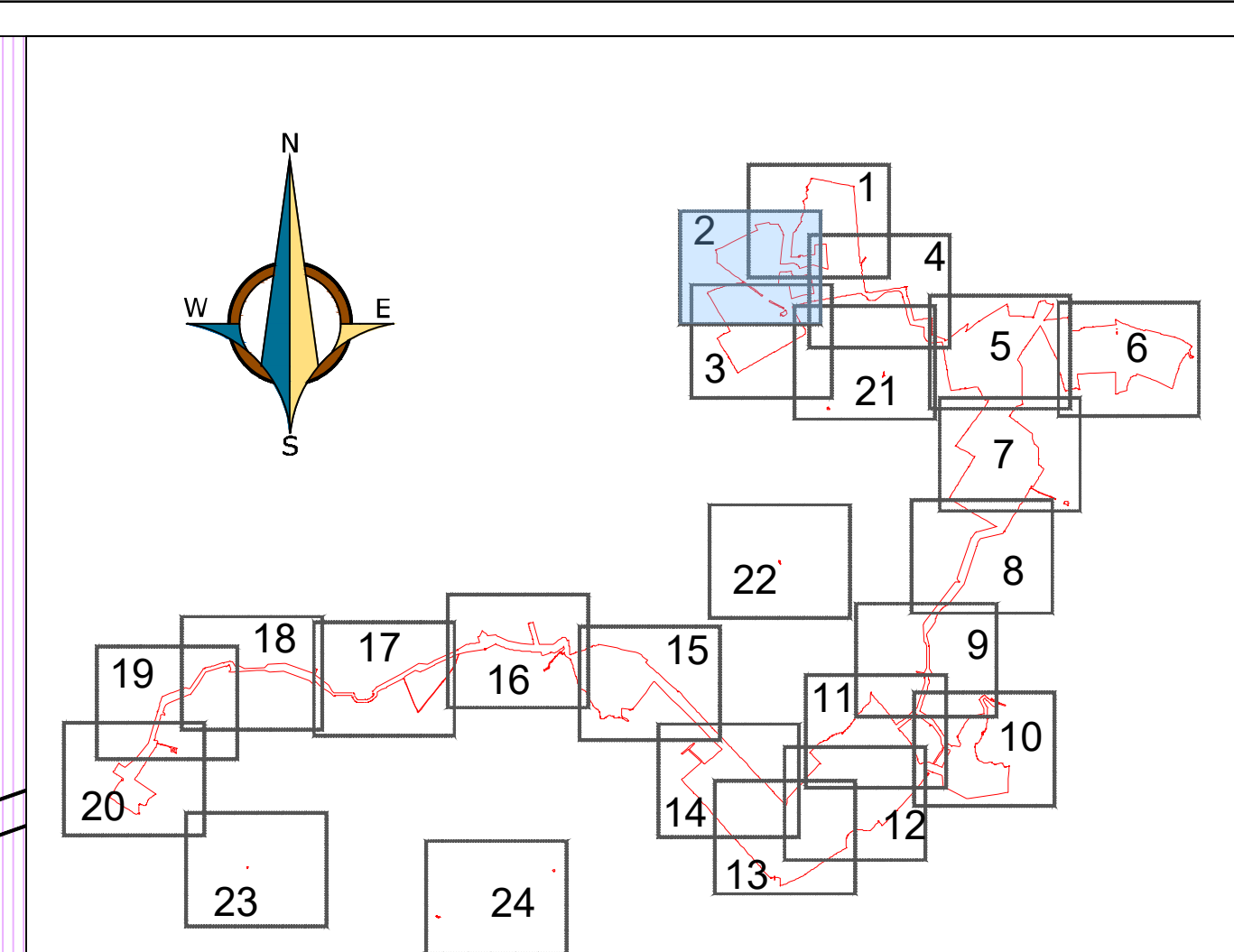
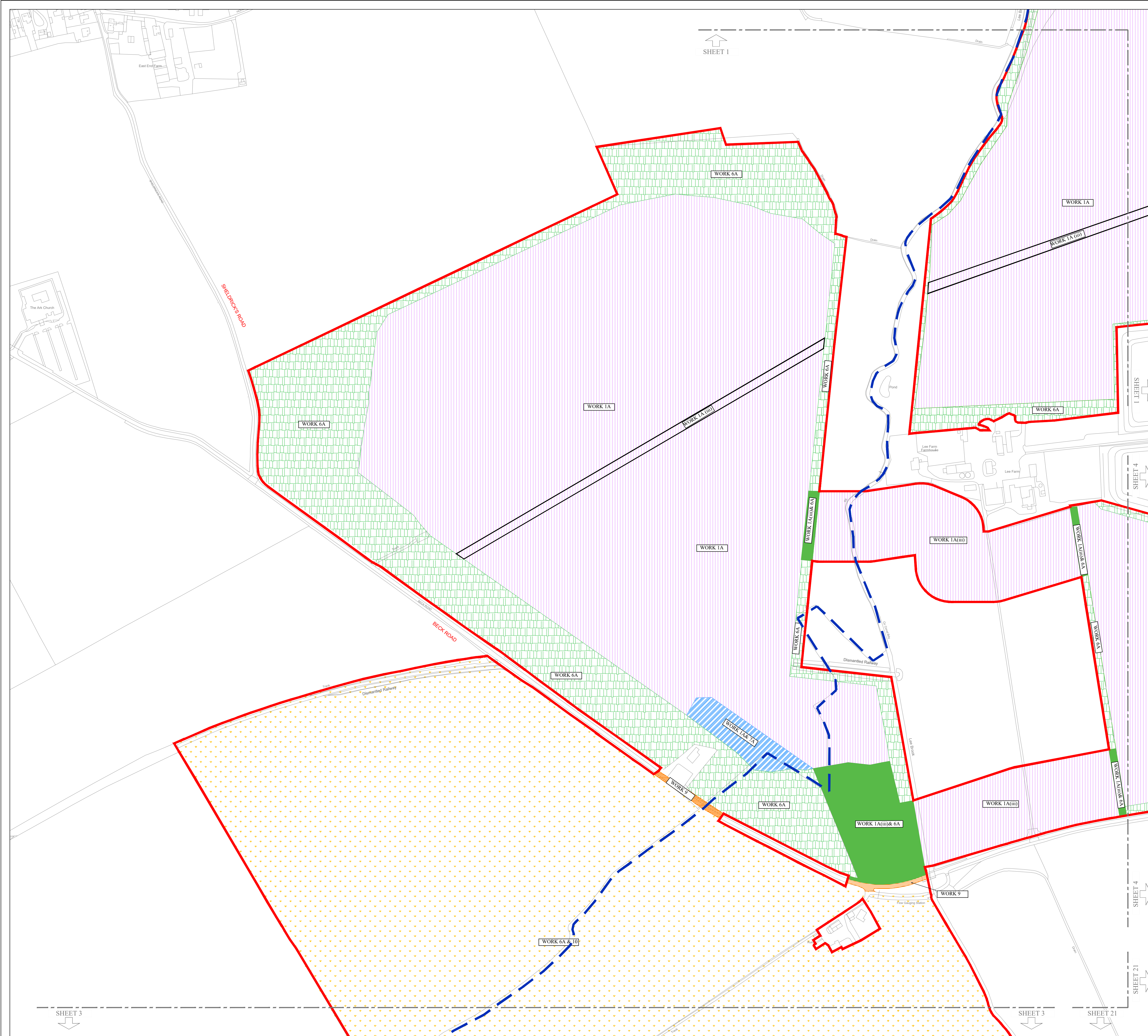


- NOTES:
1. These Work Plans show the limits of deviation for the numbered works comprised in the authorised development, which are described in Schedule 1 (Authorised Development) to the draft Development Consent Order. The Works Plans should be read in conjunction with the draft Development Consent Order and the other plans and documents to be certified by it, in particular the Design Principles and the Outline Landscape and Ecological Management Plan.
  2. Work Nos. 2 (battery storage) and 3 (onsite substations) are not shown individually in the key but are shown in combination with Work No. 1 and in combination with each other. Within the combined limits of deviation for Work Nos. 1, 2 and 3 the Applicant seeks authorisation for any combination of those Work Nos.
  3. Schedule 1 divides Work Nos. 1, 2, 3, 5, 6, 7 and 8 into sub-works (e.g. Work Nos. 1A, 1B, 1C, 1D). The marking convention used to delineate the limits of deviation for the numbered works does not distinguish between the lettered sub-works; instead the lettered sub-works are indicated with a label.
  4. Work Nos. 2 (battery storage) and 3 (onsite substations) are not shown individually in the key but are shown in combination with Work No. 1 (and in some instances Work Nos. 7 and 8) and in combination with each other. Within the combined limits of deviation for these works the Applicant seeks authorisation for any combination of those Work Nos. shown within that limit of deviation.
  5. The limits of deviation for Work No. 7 (temporary construction laydown area) are shown in combination with other numbered works. This signifies that the Applicant seeks authorisation to construct the other Work Nos. indicated within that combined limit of deviation once the temporary construction laydown area comprised in Work No.7 is no longer required.
  6. Work Nos. 1, 2, 3, 4 and 5 include the underground infrastructure described in Schedule 1. Where the label to a limit of deviation denotes a sub-work with a roman numeral (e.g. Work No. 1A(iii)) this demonstrates that the Applicant seeks authorisation within that limit of deviation only for the sub-work denoted by that roman numeral per the description of the authorised development in Schedule 1 to the DCO, together with its related ancillary works, and any of the other Work Nos. appearing on that label. This enables, for example, underground cables comprised in Work No. 1 (e.g. Work No. 1A(iii)) to be placed within a limit of deviation for other Work Nos. (e.g. Work No. 6A (landscaping)).

- ORDER LIMITS  
- - - LOCAL AUTHORITY BOUNDARY
- LIMITS OF DEVIATION
- Work No. 1A
  - Work No. 6A
  - Work No. 9
  - Work No. 1A & Work No. 4
  - Work No. 1A(iii) & Work No. 6A
  - Work No. 6A & Work No. 9
  - Work No. 1A(iii), Work No. 4 & Work No. 6A
  - Work No. 1A, Work No. 2A & Work No. 3A
  - Work No. 1A, Work No. 2A, Work No. 3A & Work No. 4
  - Work No. 1A, Work No. 2A, Work No. 3A & Work No. 8A
  - Work No. 1A, Work No. 2A, Work No. 3A, Work No. 4 & Work No. 8A

 <b>PS Renewables</b> Green Energy Investments			
PROJECT:	SUNNICA ENERGY FARM DEVELOPMENT CONSENT ORDER (DCO)		
COMPANY:	PS RENEWABLES		
LAYOUT:	Infrastructure Planning (Applications: Prescribed Forms and Procedure) Rules 2009 Regulation 5(2)(j) Works Plans – SHEET 1 OF 24 Document Reference 2.2.		
DRAW BY:	Sergio Serna	PS RENEWABLES 5 Sturges Estate Maidenhead, Berkshire SL6 6DL	DATE: 02/11/2022
DESIGN BY:	Nacho Perez - Laura Picazo		SCALE: 1:2,500
CHECK BY:	David Ortiz		SIZE: A1






- NOTES:
- These Work Plans show the limits of deviation for the numbered works comprised in the authorised development, which are described in Schedule 1 (Authorised Development) to the draft Development Consent Order. The Works Plans should be read in conjunction with the draft Development Consent Order and the other plans and documents to be certified by it, in particular the Design Principles and the Outline Landscape and Ecological Management Plan.
  - Work Nos. 2 (battery storage) and 3 (onsite substations) are not shown individually in the key but are shown in combination with Work No. 1 and in combination with each other. Within the combined limits of deviation for Work Nos. 1, 2 and 3 the Applicant seeks authorisation for any combination of those Work Nos.
  - Schedule 1 divides Work Nos. 1, 2, 3, 5, 6, 7 and 8 into sub-works (e.g. Work Nos. 1A, 1B, 1C, 1D). The marking convention used to delineate the limits of deviation for the numbered works does not distinguish between the lettered sub-works; instead the lettered sub-works are indicated with a label.
  - Work Nos. 2 (battery storage) and 3 (onsite substations) are not shown individually in the key but are shown in combination with Work No. 1 (and in some instances Work Nos. 7 and 8) and in combination with each other. Within the combined limits of deviation for these works the Applicant seeks authorisation for any combination of those Work Nos. shown within that limit of deviation.
  - The limits of deviation for Work No. 7 (temporary construction laydown area) are shown in combination with other numbered works. This signifies that the Applicant seeks authorisation to construct the other Work Nos. indicated within that combined limit of deviation once the temporary construction laydown area comprised in Work No. 7 is no longer required.
  - Work Nos. 1, 2, 3, 4 and 5 include the underground infrastructure described in Schedule 1. Where the label to a limit of deviation denotes a sub-work with a roman numeral (e.g. Work No. 1A(iii)) this demonstrates that the Applicant seeks authorisation within that limit of deviation only for the sub-work denoted by that roman numeral per the description of the authorised development in Schedule 1 to the DCO, together with its related ancillary works, and any of the other Work Nos. appearing on that label. This enables, for example, underground cables comprised in Work No. 1 (e.g. Work No. 1A(iii)) to be placed within a limit of deviation for other Work Nos. (e.g. Work No. 6A (landscaping)).

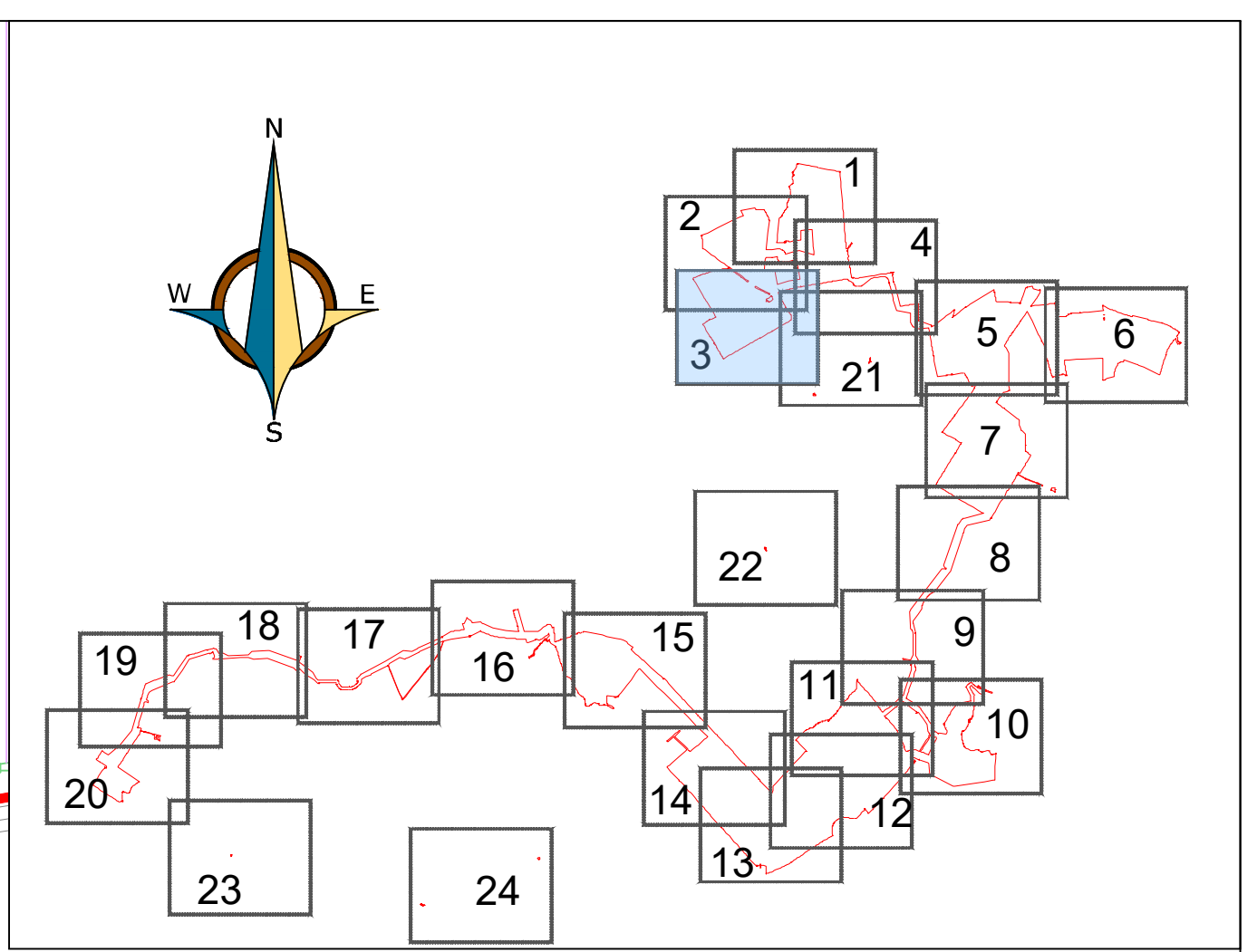
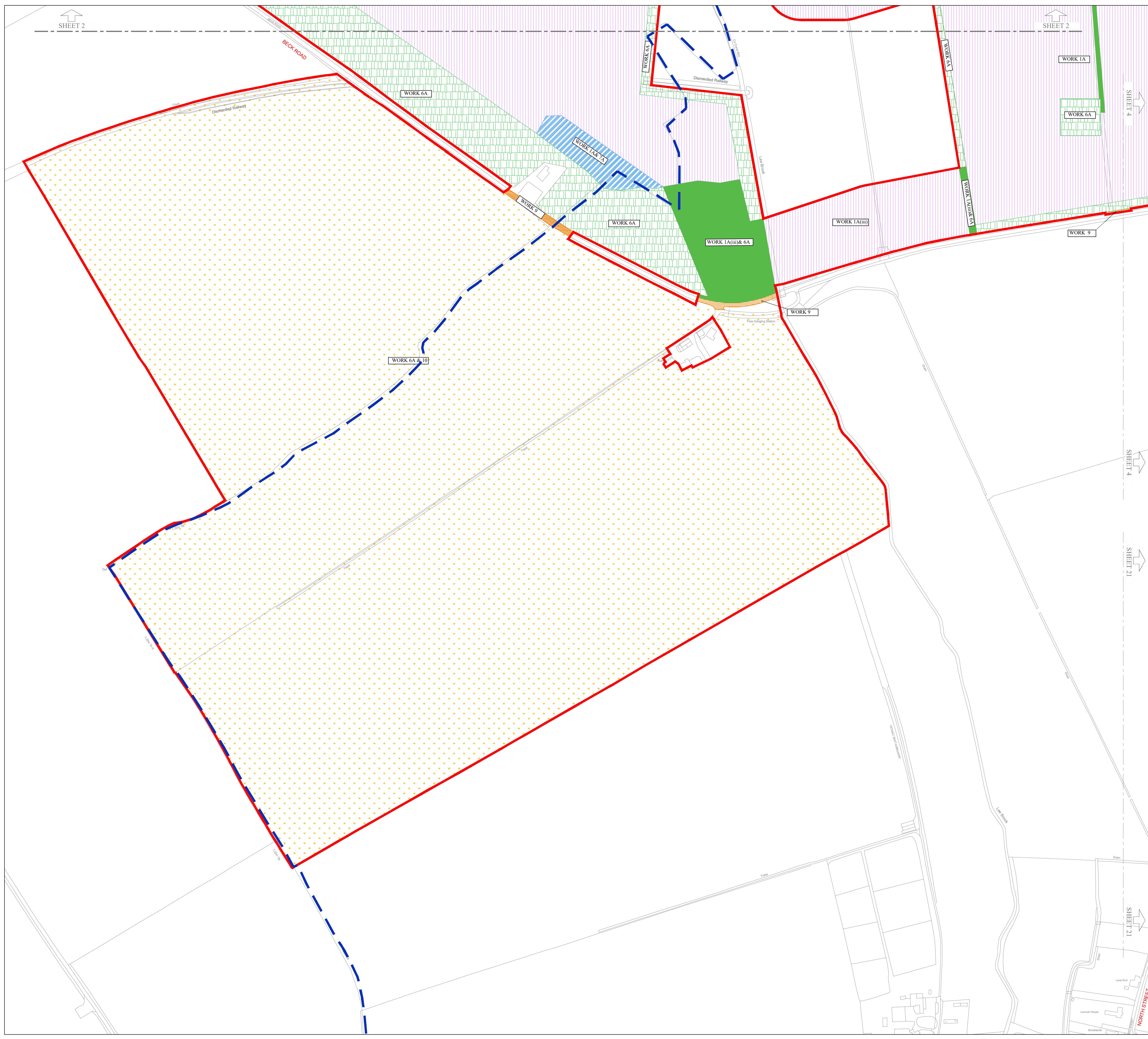
— ORDER LIMITS  
- - - LOCAL AUTHORITY BOUNDARY

LIMITS OF DEVIATION

- Work No. 1A
- Work No. 6A
- Work No. 9
- Work No. 1A(iii) & Work No. 6A
- Work No. 6A+ & Work No. 10
- Work No. 1A & Work No. 7A

					
PROJECT:	SUNNICA ENERGY FARM DEVELOPMENT CONSENT ORDER (DCO)				
COMPANY:	PS RENEWABLES				
LAYOUT:	Infrastructure Planning (Applications: Prescribed Forms and Procedure) Rules 2009 Regulation 5(2)(j) Works Plans – SHEET 2 OF 24 Document Reference 2.2.				
DRAW BY:	Sergio Serna	PS RENEWABLES:	DATE:	02/11/2022	
DESIGN BY:	Nacho Perez - Laura Picazo	5 Subtopia Estate	SCALE:	1:2,500	
CHECK BY:	David Ortiz	Marshmoor, Benham BL6 6DL	SIZE:	A1	






- NOTES:
- These Work Plans show the limits of deviation for the numbered works comprised in the authorised development, which are described in Schedule 1 (Authorised Development) to the draft Development Consent Order. The Works Plans should be read in conjunction with the draft Development Consent Order and the other plans and documents to be certified by it, in particular the Design Principles and the Outline Landscape and Ecological Management Plan.
  - Work Nos. 2 (battery storage) and 3 (onsite substations) are not shown individually in the key but are shown in combination with Work No. 1 and in combination with each other. Within the combined limits of deviation for Work Nos. 1, 2 and 3 the Applicant seeks authorisation for any combination of those Work Nos.
  - Schedule 1 divides Work Nos. 1, 2, 3, 5, 6, 7 and 8 into sub-works (e.g. Work Nos. 1A, 1B, 1C, 1D). The marking convention used to delineate the limits of deviation for the numbered works does not distinguish between the lettered sub-works; instead the lettered sub-works are indicated with a label.
  - Work Nos. 2 (battery storage) and 3 (onsite substations) are not shown individually in the key but are shown in combination with Work No. 1 (and in some instances Work Nos. 7 and 8) and in combination with each other. Within the combined limits of deviation for these works the Applicant seeks authorisation for any combination of those Work Nos. shown within that limit of deviation.
  - The limits of deviation for Work No. 7 (temporary construction laydown area) are shown in combination with other numbered works. This signifies that the Applicant seeks authorisation to construct the other Work Nos. indicated within that combined limit of deviation once the temporary construction laydown area comprised in Work No.7 is no longer required.
  - Work Nos. 1, 2, 3, 4 and 5 include the underground infrastructure described in Schedule 1. Where the label to a limit of deviation denotes a sub-work with a roman numeral (e.g. Work No. 1A(iii)) this demonstrates that the Applicant seeks authorisation within that limit of deviation only for the sub-work denoted by that roman numeral per the description of the authorised development in Schedule 1 to the DCO, together with its related ancillary works, and any of the other Work Nos. appearing on that label. This enables, for example, underground cables comprised in Work No. 1 (e.g. Work No. 1A(iii)) to be placed within a limit of deviation for other Work Nos. (e.g. Work No. 6A (landscaping)).

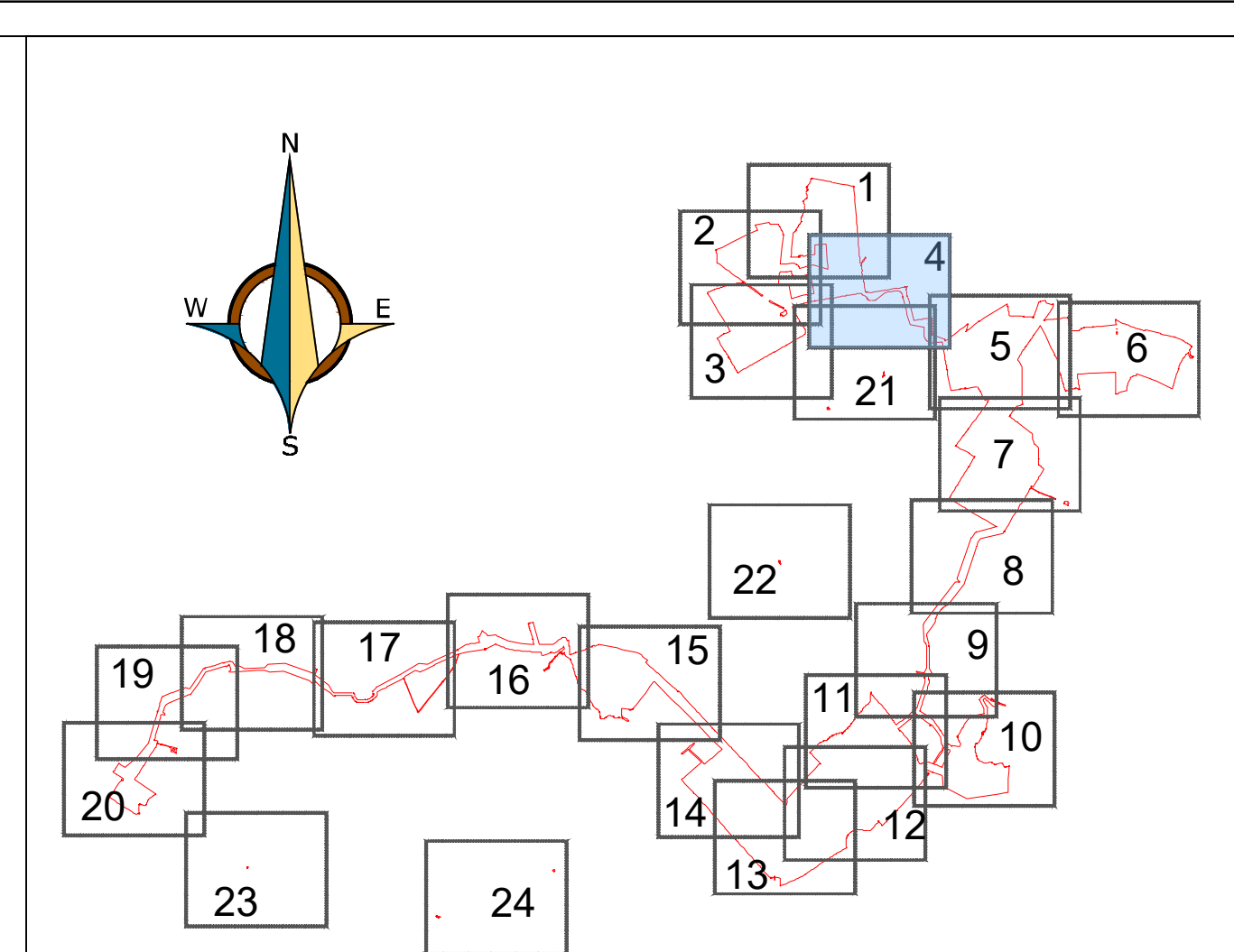
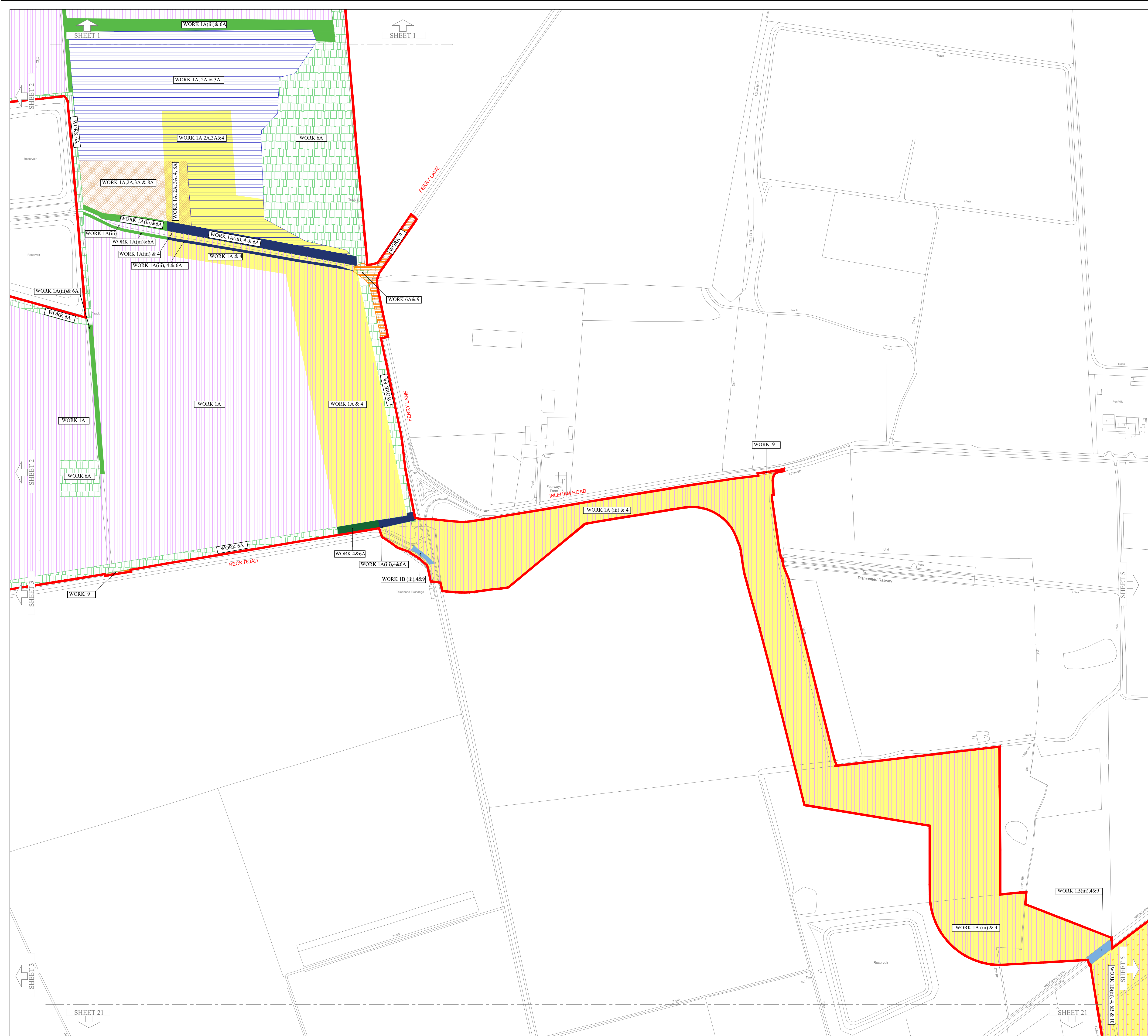
— ORDER LIMITS  
- - - LOCAL AUTHORITY BOUNDARY

LIMITS OF DEVIATION

- Work No. 1A  
Work No. 6A  
Work No. 9  
Work No. 1A(iii) & Work No. 6A  
Work No. 6A+ Work No. 10  
Work No. 1A & Work No. 7A

			
PROJECT:	SUNNICA ENERGY FARM DEVELOPMENT CONSENT ORDER (DCO)		
COMPANY:	PS RENEWABLES		
LAYOUT:	Infrastructure Planning (Applications: Prescribed Forms and Procedure) Rules 2009 Regulation 5(2)(j) Works Plans – SHEET 3 OF 24 Document Reference 2.2.		
DRAWN BY:	Sergio Serna	PS RENEWABLES: S Substampa Estate Mantelwood, Benham SUS 604	DATE: 02/11/2022
DESIGN BY:	Nacho Perez - Laura Picazo		SCALE: 1:2,500
CHECK BY:	David Ortiz		SIZE: A1





- NOTES:
- These Work Plans show the limits of deviation for the numbered works comprised in the authorised development, which are described in Schedule 1 (Authorised Development) to the draft Development Consent Order. The Works Plans should be read in conjunction with the draft Development Consent Order and the other plans and documents to be certified by it, in particular the Design Principles and the Outline Landscape and Ecological Management Plan.
  - Work Nos. 2 (battery storage) and 3 (onsite substations) are not shown individually in the key but are shown in combination with Work No. 1 and in combination with each other. Within the combined limits of deviation for Work Nos. 1, 2 and 3 the Applicant seeks authorisation for any combination of those Work Nos.
  - Schedule 1 divides Work Nos. 1, 2, 3, 5, 6, 7 and 8 into sub-works (e.g. Work Nos. 1A, 1B, 1C, 1D). The marking convention used to delineate the limits of deviation for the numbered works does not distinguish between the lettered sub-works; instead the lettered sub-works are indicated with a label.
  - Work Nos. 2 (battery storage) and 3 (onsite substations) are not shown individually in the key but are shown in combination with Work No. 1 (and in some instances Work Nos. 7 and 8) and in combination with each other. Within the combined limits of deviation for these works the Applicant seeks authorisation for any combination of those Work Nos. shown within that limit of deviation.
  - The limits of deviation for Work No. 7 (temporary construction laydown area) are shown in combination with other numbered works. This signifies that the Applicant seeks authorisation to construct the other Work Nos. indicated within that combined limit of deviation once the temporary construction laydown area comprised in Work No.7 is no longer required.
  - Work Nos. 1, 2, 3, 4 and 5 include the underground infrastructure described in Schedule 1. Where the label to a limit of deviation denotes a sub-work with a roman numeral (e.g. Work No. 1A(iii)) this demonstrates that the Applicant seeks authorisation within that limit of deviation only for the sub-work denoted by that roman numeral per the description of the authorised development in Schedule 1 to the DCO, together with its related ancillary works, and any of the other Work Nos. appearing on that label. This enables, for example, underground cables comprised in Work No. 1 (e.g. Work No. 1A(iii)) to be placed within a limit of deviation for other Work Nos. (e.g. Work No. 6A (landscaping)).

- ORDER LIMITS  
- - - LOCAL AUTHORITY BOUNDARY

LIMITS OF DEVIATION

- Work No. 1A
- Work No. 6A
- Work No. 9
- Work No. 1A & Work No. 4
- Work No. 1A(iii) & Work No. 6A
- Work No. 6A & Work No. 9
- Work No. 4 & Work No. 6A
- Work No. 1A(iii), Work No.4 & Work No. 6A
- Work No. 1B(iii), Work No.4 & Work No. 9
- Work No. 1A, Work No. 2A & Work No.3A
- Work No. 1A, Work No. 2A, Work No. 3A & Work No. 4
- Work No. 1A, Work No. 2A, Work No. 3A & Work No. 8A
- Work No. 1A, Work No.2A, Work No.3A, Work No.4 & Work No. 8A

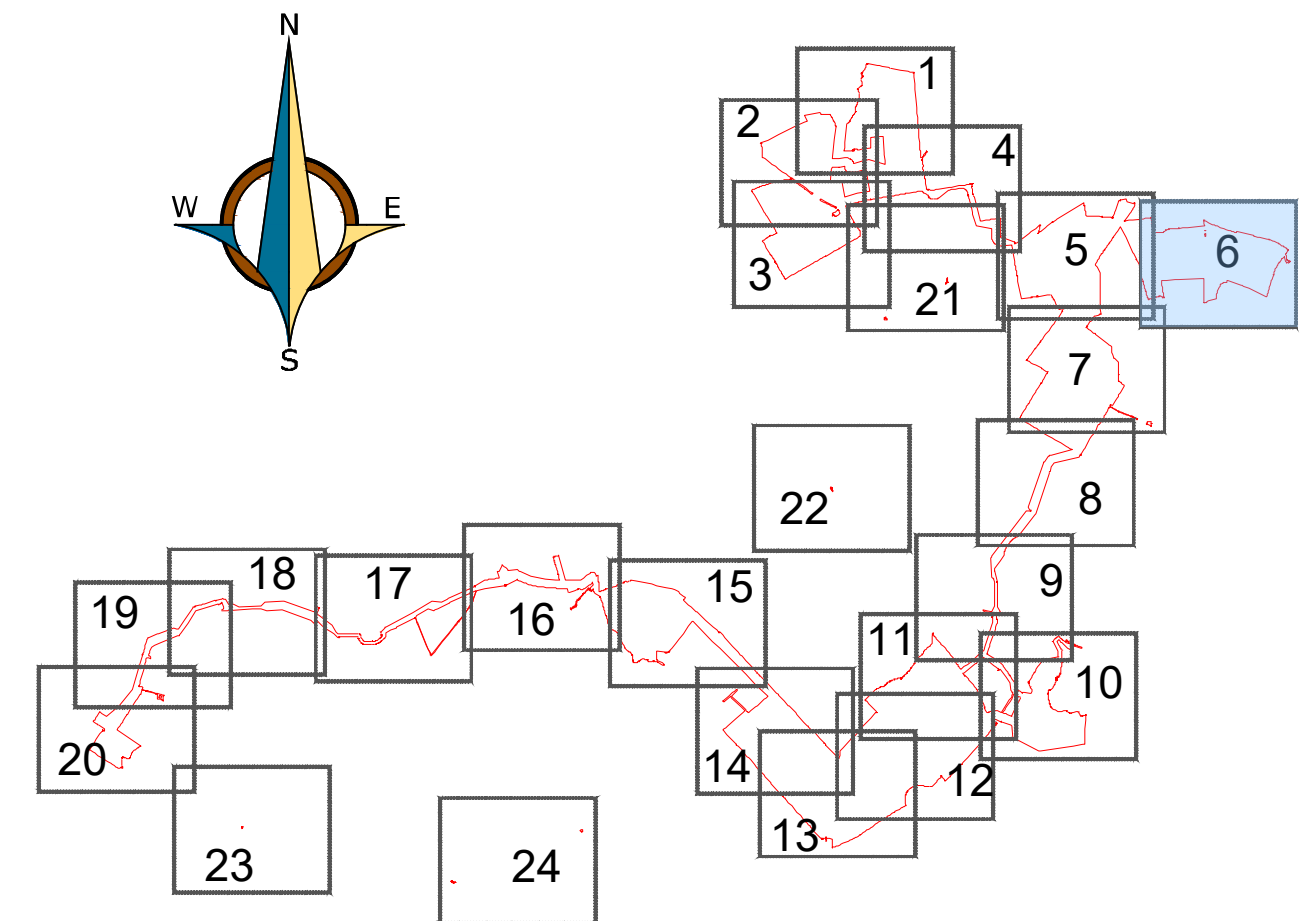


PROJECT:	SUNNICA ENERGY FARM DEVELOPMENT CONSENT ORDER (DCO)				
COMPANY:	PS RENEWABLES				
LAYOUT:	Infrastructure Planning (Applications: Prescribed Forms and Procedure) Rules 2009 Regulation 5(2)(j) Works Plans – SHEET 4 OF 24 Document Reference 2.2.				
DRAW BY:	Sergio Serna	PS RENEWABLES:	DATE:	02/11/2022	
DESIGN BY:	Nacho Perez - Laura Picazo	5 Substnps Estate Masterplan, Benigno SUE 604.	SCALE:	1:2,500	
CHECK BY:	David Ortiz		SIZE:	A1	









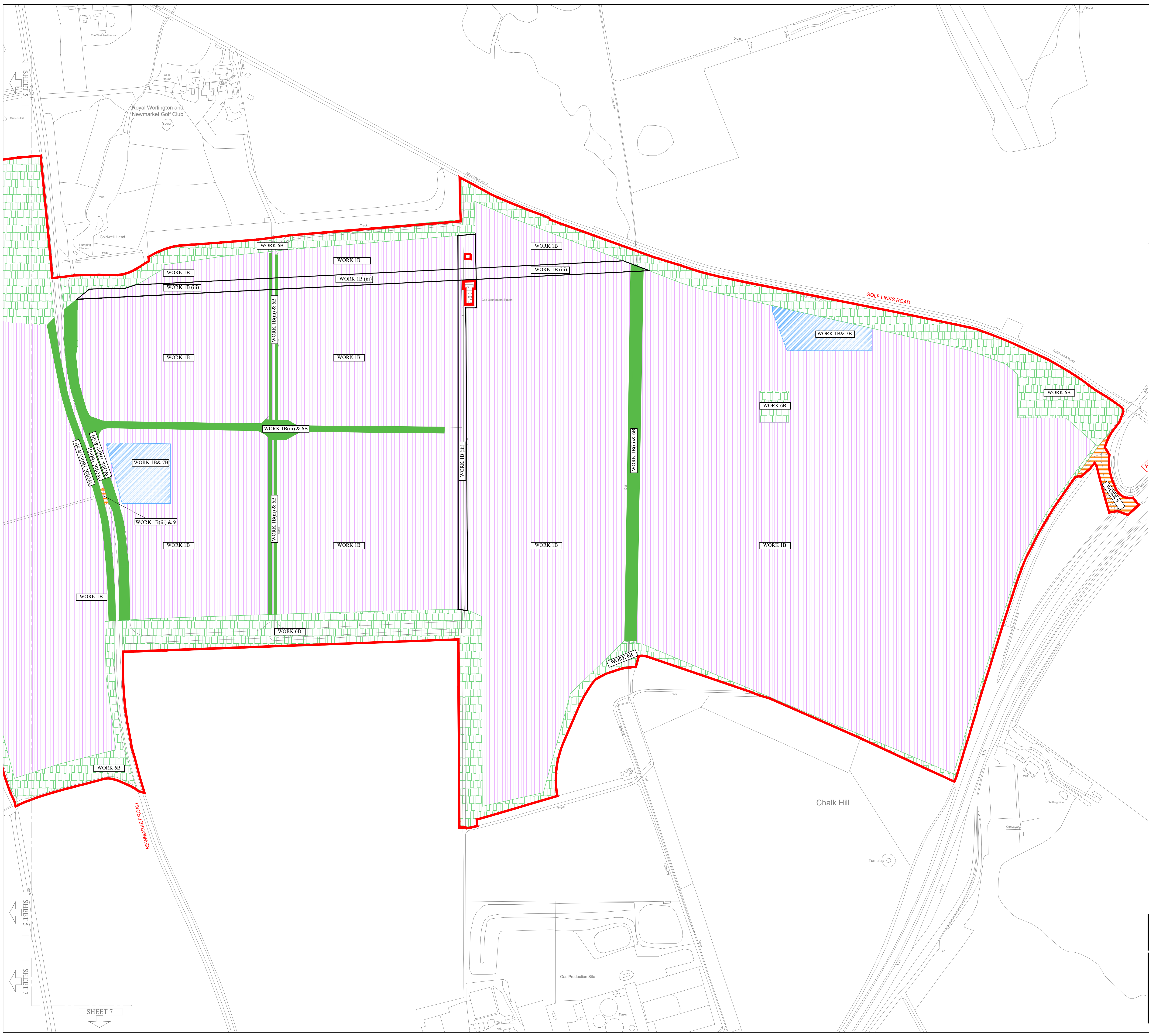
- NOTES:
- These Work Plans show the limits of deviation for the numbered works comprised in the authorised development, which are described in Schedule 1 (Authorised Development) to the draft Development Consent Order. The Works Plans should be read in conjunction with the draft Development Consent Order and the other plans and documents to be certified by it, in particular the Design Principles and the Outline Landscape and Ecological Management Plan.
  - Work Nos. 2 (battery storage) and 3 (onsite substations) are not shown individually in the key but are shown in combination with Work No. 1 and in combination with each other. Within the combined limits of deviation for Work Nos. 1, 2 and 3 the Applicant seeks authorisation for any combination of those Work Nos.
  - Schedule 1 divides Work Nos. 1, 2, 3, 5, 6, 7 and 8 into sub-works (e.g. Work Nos. 1A, 1B, 1C, 1D). The marking convention used to delineate the limits of deviation for the numbered works does not distinguish between the lettered sub works; instead the lettered sub-works are indicated with a label.
  - Work Nos. 2 (battery storage) and 3 (onsite substations) are not shown individually in the key but are shown in combination with Work No. 1 (and in some instances Work Nos. 7 and 8) and in combination with each other. Within the combined limits of deviation for these works the Applicant seeks authorisation for any combination of those Work Nos. shown within that limit of deviation.
  - The limits of deviation for Work No. 7 (temporary construction laydown area) are shown in combination with other numbered works. This signifies that the Applicant seeks authorisation to construct the other Work Nos. indicated within that combined limit of deviation once the temporary construction laydown area comprised in Work No.7 is no longer required.
  - Work Nos. 1, 2, 3, 4 and 5 include the underground infrastructure described in Schedule 1. Where the label to a limit of deviation denotes a sub-work with a roman numeral (e.g. Work No. 1A(iii)) this demonstrates that the Applicant seeks authorisation within that limit of deviation only for the sub-work denoted by that roman numeral per the description of the authorised development in Schedule 1 to the DCO, together with its related ancillary works, and any of the other Work Nos. appearing on that label. This enables, for example, underground cables comprised in Work No. 1 (e.g. Work No. 1A(iii)) to be placed within a limit of deviation for other Work Nos. (e.g. Work No. 6A (landscaping)).

— ORDER LIMITS  
- - - LOCAL AUTHORITY BOUNDARY

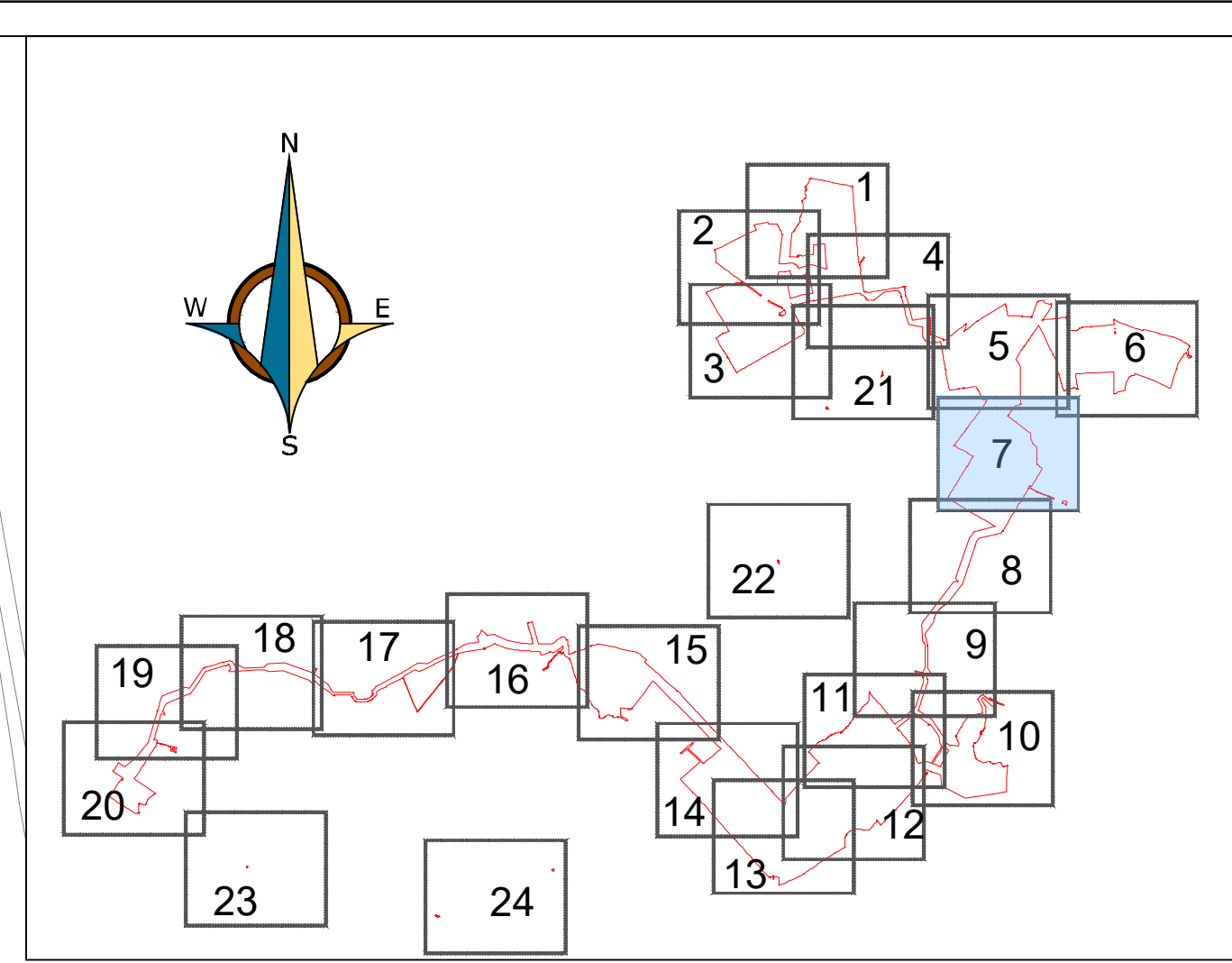
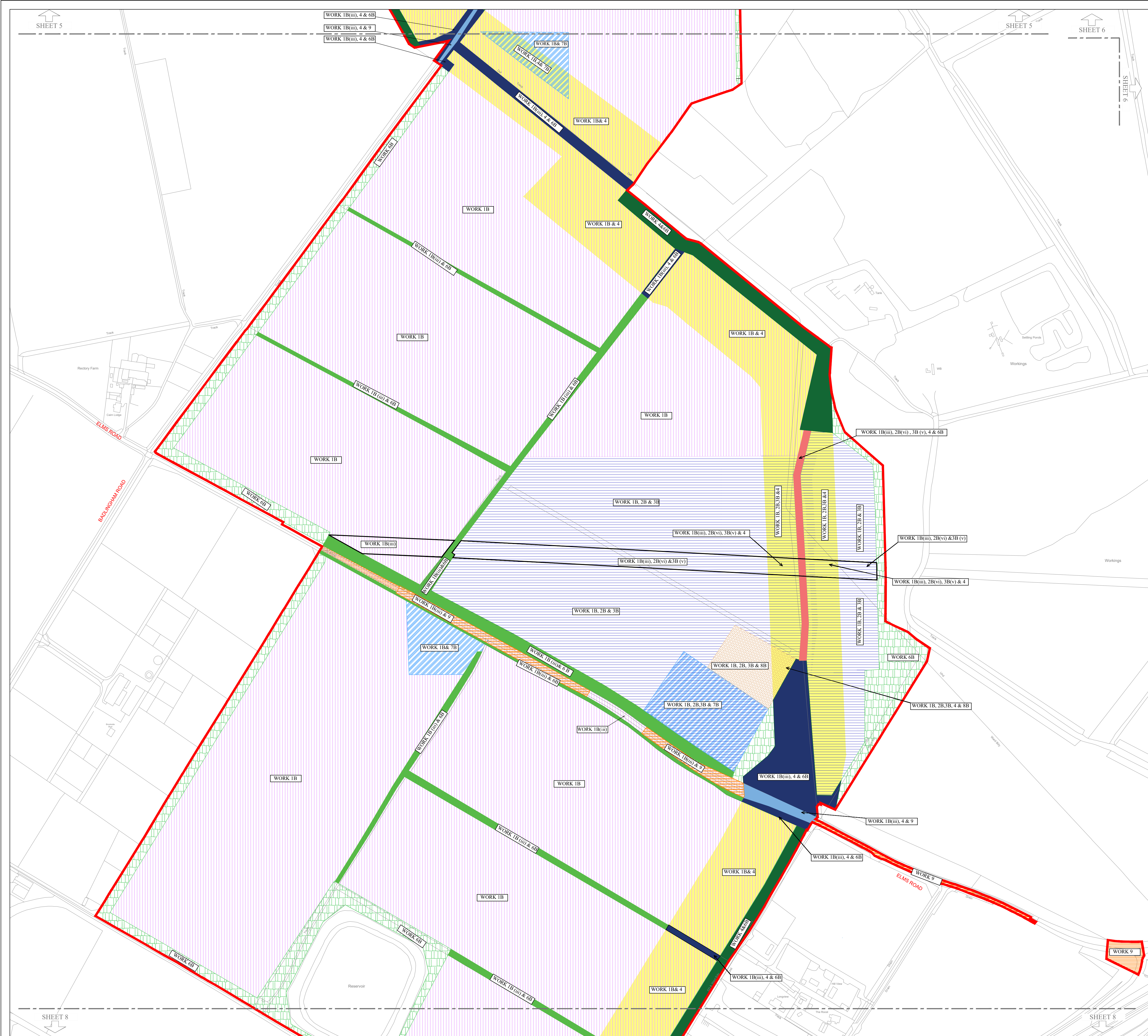
LIMITS OF DEVIATION

- Work No. 1B
- Work No. 6B
- Work No. 9
- Work No. 1B(iii) & Work No. 6B
- Work No. 1B & Work No. 7B
- Work No. 1B(iii) & Work No. 9

PROJECT:	SUNNICA ENERGY FARM DEVELOPMENT CONSENT ORDER (DCO)				
COMPANY:	PS RENEWABLES				
LAYOUT:	Infrastructure Planning (Applications: Prescribed Forms and Procedure) Rules 2009 Regulation 5(2)(j) Works Plans – SHEET 6 OF 24 Document Reference 2.2.				
DRAW BY:	Sergio Serna	PS RENEWABLES:	5 Subtopia Estate	DATE:	02/11/2022
DESIGN BY:	Nacho Perez - Laura Picazo	MANAGEMENT:	Benigno SUEZ	SCALE:	1:2,500
CHECK BY:	David Ortiz			SIZE:	A1








- NOTES:
- These Work Plans show the limits of deviation for the numbered works comprised in the authorised development, which are described in Schedule 1 (Authorised Development) to the draft Development Consent Order. The Works Plans should be read in conjunction with the draft Development Consent Order and the other plans and documents to be certified by it, in particular the Design Principles and the Outline Landscape and Ecological Management Plan.
  - Work Nos. 2 (battery storage) and 3 (onsite substations) are not shown individually in the key but are shown in combination with Work No. 1 and in combination with each other. Within the combined limits of deviation for Work Nos. 1, 2 and 3 the Applicant seeks authorisation for any combination of those Work Nos.
  - Schedule 1 divides Work Nos. 1, 2, 3, 5, 6, 7 and 8 into sub-works (e.g. Work Nos. 1A, 1B, 1C, 1D). The marking convention used to delineate the limits of deviation for the numbered works does not distinguish between the lettered sub works; instead the lettered sub-works are indicated with a label.
  - Work Nos. 2 (battery storage) and 3 (onsite substations) are not shown individually in the key but are shown in combination with Work No. 1 (and in some instances Work Nos. 7 and 8) and in combination with each other. Within the combined limits of deviation for these works the Applicant seeks authorisation for any combination of those Work Nos. shown within that limit of deviation.
  - The limits of deviation for Work No. 7 (temporary construction laydown area) are shown in combination with other numbered works. This signifies that the Applicant seeks authorisation to construct the other Work Nos. indicated within that combined limit of deviation once the temporary construction laydown area comprised in Work No.7 is no longer required.
  - Work Nos. 1, 2, 3, 4 and 5 include the underground infrastructure described in Schedule 1. Where the label to a limit of deviation denotes a sub-work with a roman numeral (e.g. Work No. 1A(iii)) this demonstrates that the Applicant seeks authorisation within that limit of deviation only for the sub-work denoted by that roman numeral per the description of the authorised development in Schedule 1 to the DCO, together with its related ancillary works, and any of the other Work Nos. appearing on that label. This enables, for example, underground cables comprised in Work No. 1 (e.g. Work No. 1A(iii)) to be placed within a limit of deviation for other Work Nos. (e.g. Work No. 6A (landscaping)).

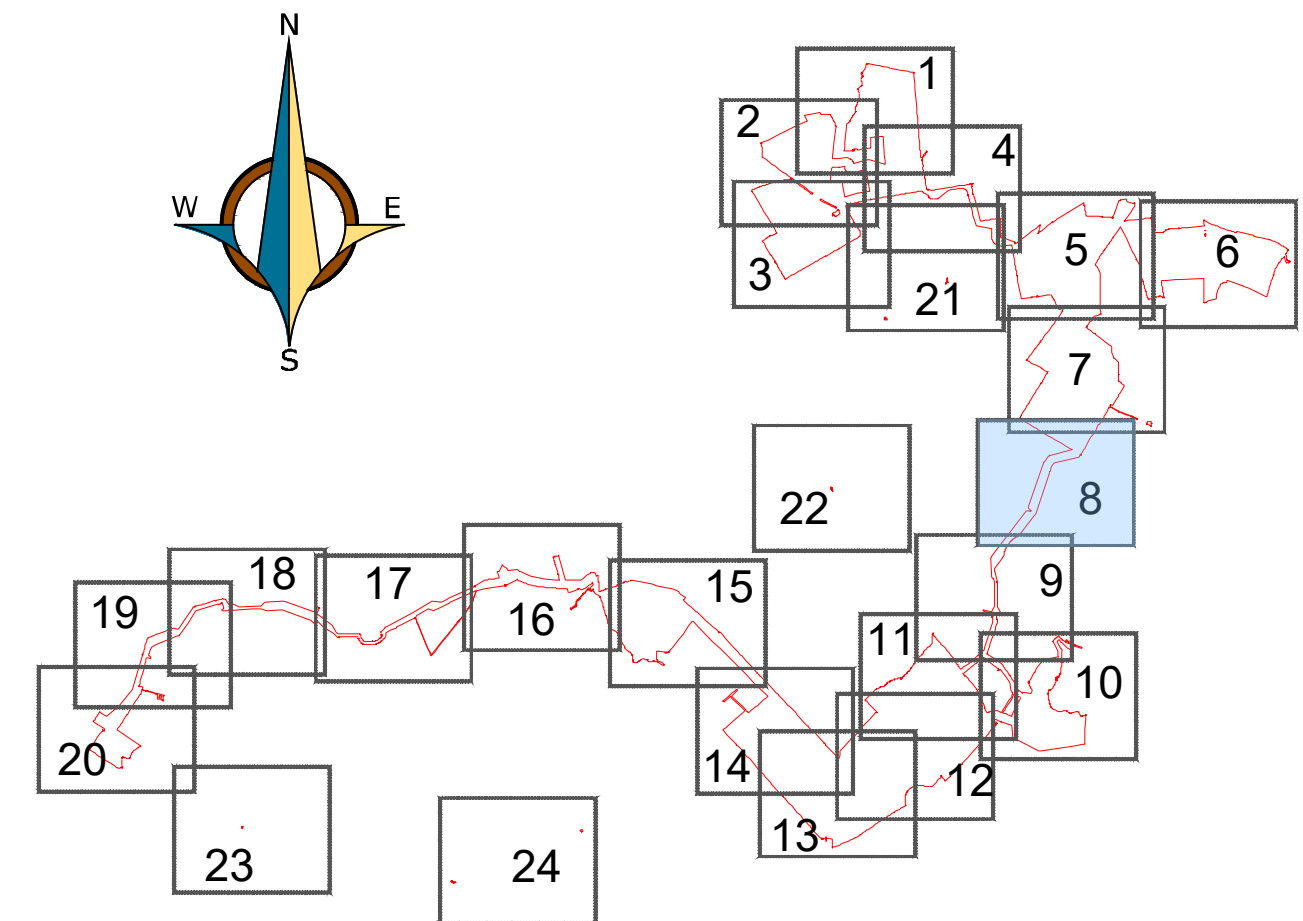
- ORDER LIMITS  
LOCAL AUTHORITY BOUNDARY

LIMITS OF DEVIATION

- Work No. 1B
- Work No. 6B
- Work No. 9
- Work No. 1B & Work No. 4
- Work No. 1B(iii) & Work No. 6B
- Work No. 1B & Work No. 7B
- Work No. 1B(iii) & Work No. 9
- Work No. 4 & Work No. 6B
- Work No. 1B(iii), Work No.4 & Work No. 6B
- Work No. 1B(iii), Work No.4 & Work No. 9
- Work No. 1B, Work No. 2B & Work No.3B
- Work No. 1B, Work No. 2B, Work No. 3B & Work No. 4
- Work No. 1B(iii), Work No. 2B(vi), Work No. 3B (v), Work No. 4 & Work No.6B
- Work No. 1B, Work No. 2B, Work No. 3B & Work No. 7B
- Work No. 1B, Work No. 2B, Work No. 3B & Work No. 8B
- Work No. 1B, Work No.2B, Work No.3B, Work No.4 & Work No. 8B

			
PROJECT:	SUNNICA ENERGY FARM DEVELOPMENT CONSENT ORDER (DCO)		
COMPANY:	PS RENEWABLES		
LAYOUT:	Infrastructure Planning (Applications: Prescribed Forms and Procedure) Rules 2009 Regulation 5(2)(j) Works Plans – SHEET 7 OF 24 Document Reference 2.2.		
DRAW BY:	Sergio Serna	PS RENEWABLES:	DATE: 02/11/2022
DESIGN BY:	Nacho Perez - Laura Pieszo	5 Slustring Estate Maidenhead, Berkshire SL6 6DL	SCALE: 1:2,500
CHECK BY:	David Ortiz		SIZE: A1






NOTES:

1. These Work Plans show the limits of deviation for the numbered works comprised in the authorised development, which are described in Schedule 1 (Authorised Development) to the draft Development Consent Order. The Works Plans should be read in conjunction with the draft Development Consent Order and the other plans and documents to be certified by it, in particular the Design Principles and the Outline Landscape and Ecological Management Plan.
2. Work Nos. 2 (battery storage) and 3 (onsite substations) are not shown individually in the key but are shown in combination with Work No. 1 and in combination with each other. Within the combined limits of deviation for Work Nos. 1, 2 and 3 the Applicant seeks authorisation for any combination of those Work Nos.
3. Schedule 1 divides Work Nos. 1, 2, 3, 5, 6, 7 and 8 into sub-works (e.g. Work Nos. 1A, 1B, 1C, 1D). The marking convention used to delineate the limits of deviation for the numbered works does not distinguish between the lettered sub works; instead the lettered sub-works are indicated with a label.
4. Work Nos. 2 (battery storage) and 3 (onsite substations) are not shown individually in the key but are shown in combination with Work No. 1 (and in some instances Work Nos. 7 and 8) and in combination with each other. Within the combined limits of deviation for these works the Applicant seeks authorisation for any combination of those Work Nos. shown within that limit of deviation.
5. The limits of deviation for Work No. 7 (temporary construction laydown area) are shown in combination with other numbered works. This signifies that the Applicant seeks authorisation to construct the other Work Nos. indicated within that combined limit of deviation once the temporary construction laydown area comprised in Work No.7 is no longer required.
6. Work Nos. 1, 2, 3, 4 and 5 include the underground infrastructure described in Schedule 1. Where the label to a limit of deviation denotes a sub-work with a roman numeral (e.g. Work No. 1A(iii)) this demonstrates that the Applicant seeks authorisation within that limit of deviation only for the sub-work denoted by that roman numeral per the description of the authorised development in Schedule 1 to the DCO, together with its related ancillary works, and any of the other Work Nos. appearing on that label. This enables, for example, underground cables comprised in Work No. 1 (e.g. Work No. 1A(iii)) to be placed within a limit of deviation for other Work Nos. (e.g. Work No. 6A (landscaping)).

— ORDER LIMITS  
- - - LOCAL AUTHORITY BOUNDARY

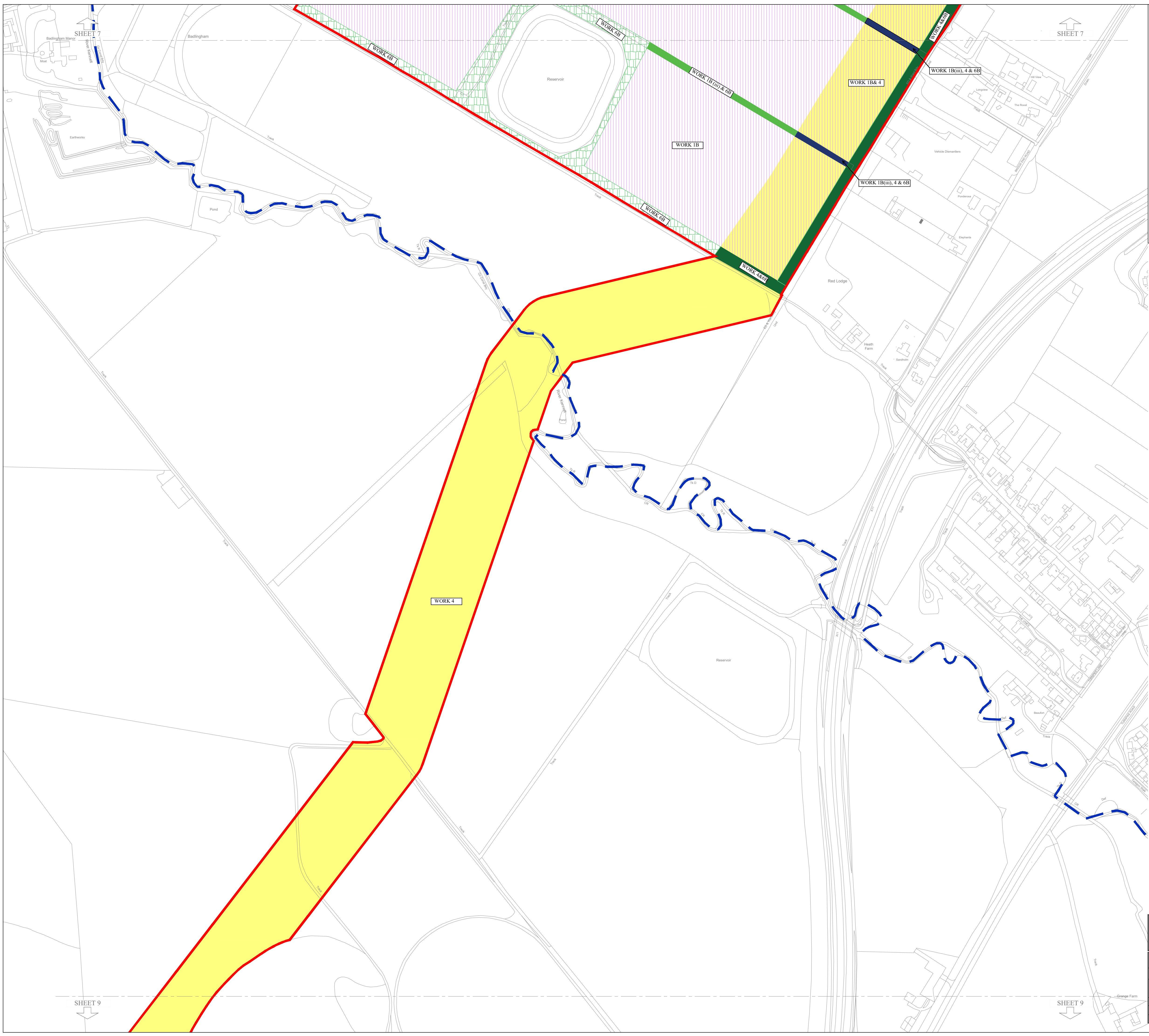
LIMITS OF DEVIATION

- Work No. 1B
- Work No. 4
- Work No. 6B
- Work No. 1B(iii) & Work No. 6B
- Work No. 4 & Work No. 6B
- Work No. 1B(iii), Work No.4 & Work No. 6B

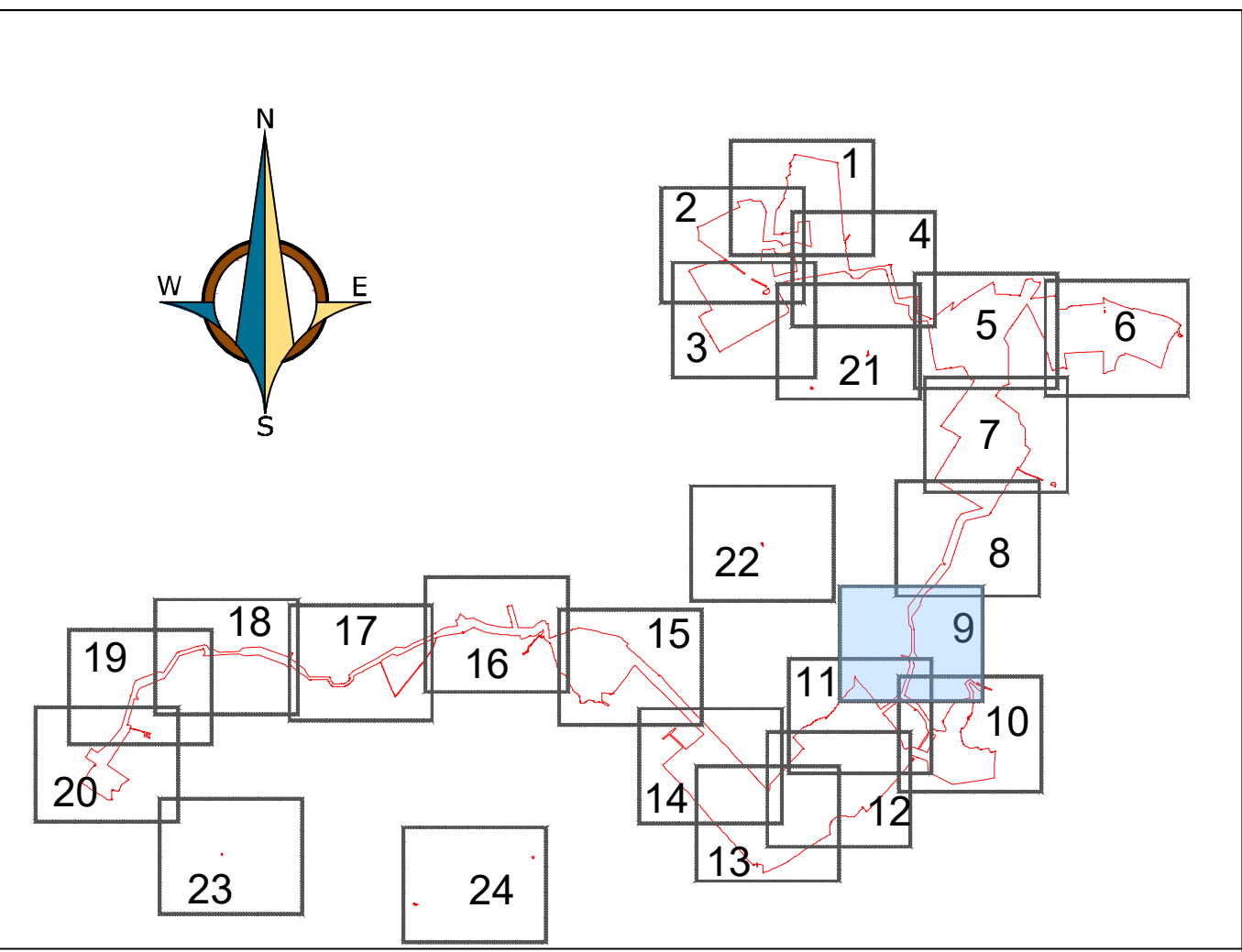
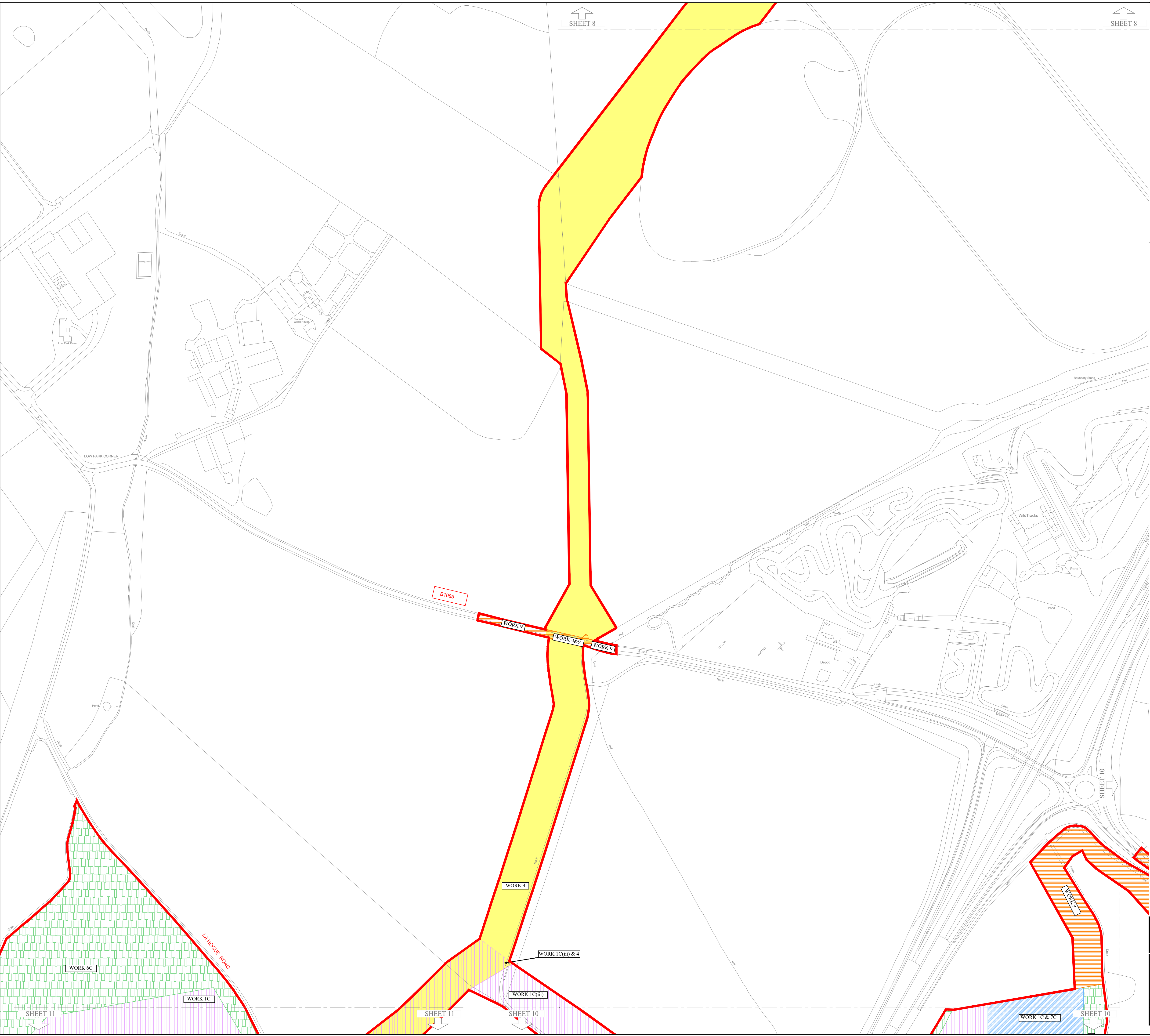


PS Renewables  
Green Energy Investments

PROJECT:	SUNNICA ENERGY FARM DEVELOPMENT CONSENT ORDER (DCO)		
COMPANY:	PS RENEWABLES		
LAYOUT:	Infrastructure Planning (Applications: Prescribed Forms and Procedure) Rules 2009 Regulation 5(2)(j) Works Plans – SHEET 8 OF 24 Document Reference 2.2.		
DRAW BY:	Sergio Serna	PS RENEWABLES: S Substnrga Estate Marshfield, Benham BL6 6DL	DATE: 02/11/2022
DESIGN BY:	Nacho Perez - Laura Picazo		SCALE: 1:2,500
CHECK BY:	David Ortiz		SIZE: A1








NOTES:

1. These Work Plans show the limits of deviation for the numbered works comprised in the authorised development, which are described in Schedule 1 (Authorised Development) to the draft Development Consent Order. The Works Plans should be read in conjunction with the draft Development Consent Order and the other plans and documents to be certified by it, in particular the Design Principles and the Outline Landscape and Ecological Management Plan.
2. Work Nos. 2 (battery storage) and 3 (onsite substations) are not shown individually in the key but are shown in combination with Work No. 1 and in combination with each other. Within the combined limits of deviation for Work Nos. 1, 2 and 3 the Applicant seeks authorisation for any combination of those Work Nos.
3. Schedule 1 divides Work Nos. 1, 2, 3, 5, 6, 7 and 8 into sub-works (e.g. Work Nos. 1A, 1B, 1C, 1D). The marking convention used to delineate the limits of deviation for the numbered works does not distinguish between the lettered sub-works; instead the lettered sub-works are indicated with a label.
4. Work Nos. 2 (battery storage) and 3 (onsite substations) are not shown individually in the key but are shown in combination with Work No. 1 (and in some instances Work Nos. 7 and 8) and in combination with each other. Within the combined limits of deviation for these works the Applicant seeks authorisation for any combination of those Work Nos. shown within that limit of deviation.
5. The limits of deviation for Work No. 7 (temporary construction laydown area) are shown in combination with other numbered works. This signifies that the Applicant seeks authorisation to construct the other Work Nos. indicated within that combined limit of deviation once the temporary construction laydown area comprised in Work No.7 is no longer required.
6. Work Nos. 1, 2, 3, 4 and 5 include the underground infrastructure described in Schedule 1. Where the label to a limit of deviation denotes a sub-work with a roman numeral (e.g. Work No. 1A(iii)) this demonstrates that the Applicant seeks authorisation within that limit of deviation only for the sub-work denoted by that roman numeral per the description of the authorised development in Schedule 1 to the DCO, together with its related ancillary works, and any of the other Work Nos. appearing on that label. This enables, for example, underground cables comprised in Work No. 1 (e.g. Work No. 1A(iii)) to be placed within a limit of deviation for other Work Nos. (e.g. Work No. 6A (landscaping)).

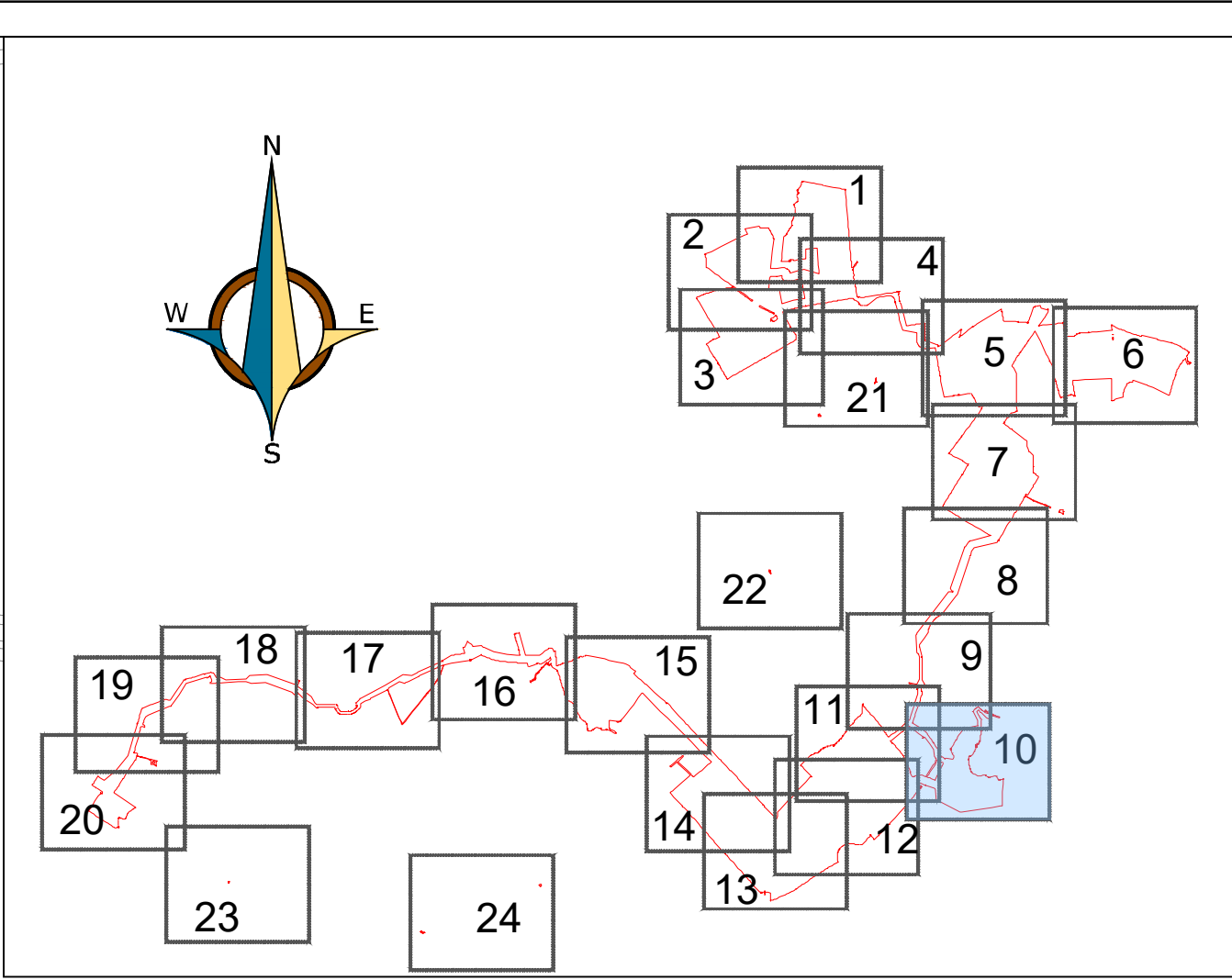
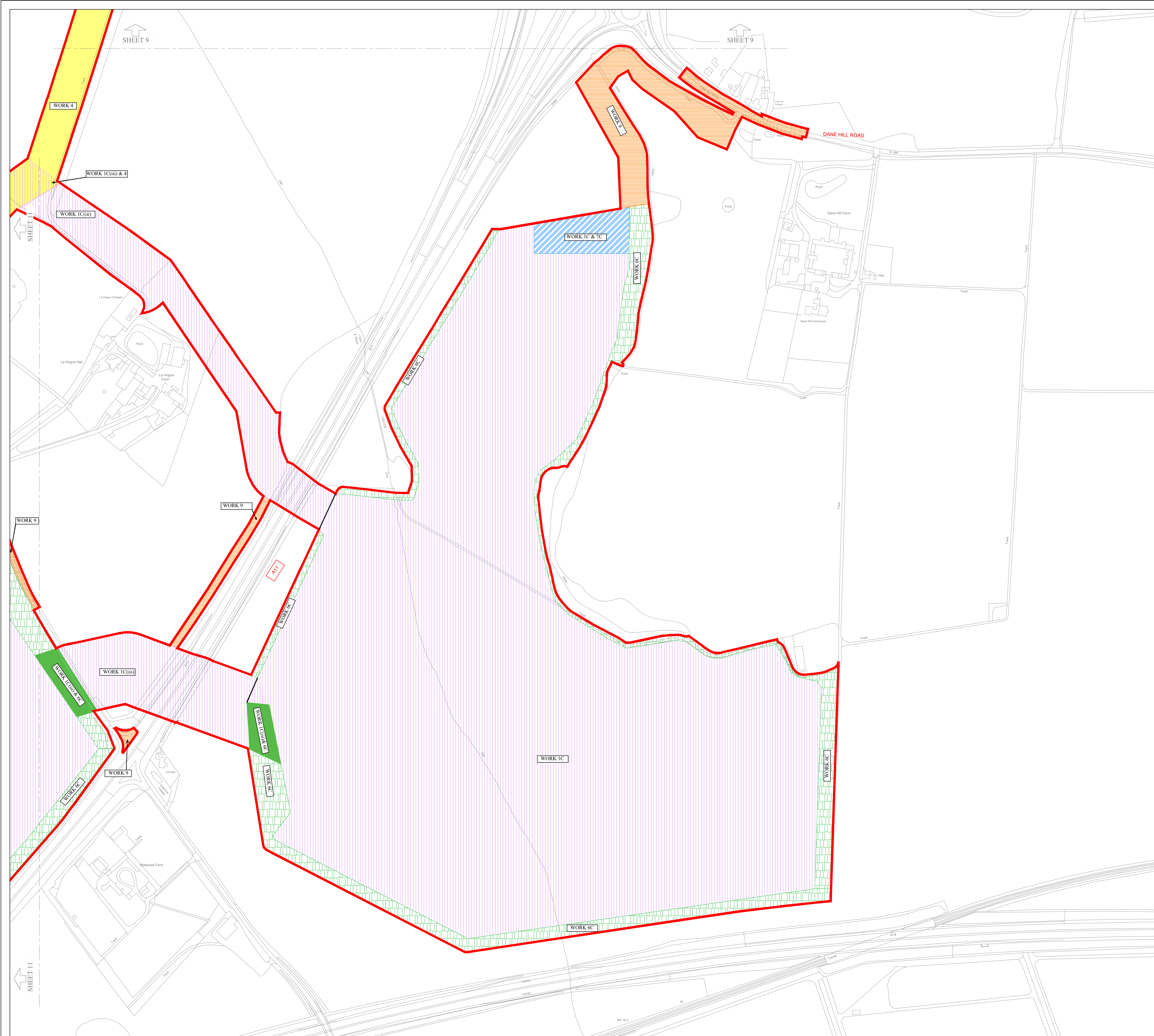
— ORDER LIMITS  
- - - LOCAL AUTHORITY BOUNDARY

LIMITS OF DEVIATION

- Work No. 1C
- Work No. 4
- Work No. 6C
- Work No. 9
- Work No. 1C (iii) & Work No. 4
- Work No. 4 & Work No. 9
- Work No. 1C & Work No. 7C

					
PROJECT:		SUNNICA ENERGY FARM DEVELOPMENT CONSENT ORDER (DCO)			
COMPANY:		PS RENEWABLES			
LAYOUT:		Infrastructure Planning (Applications: Prescribed Forms and Procedure) Rules 2009 Regulation 5(2)(j) Works Plans – SHEET 9 OF 24 Document Reference 2.2.			
DRAW BY:		Sergio Serna	PS RENEWABLES 5 Sturges Estate Maidenhead, Berkshire SL6 6DL		DATE: 02/11/2022
DESIGN BY:		Nacho Perez - Laura Picazo			SCALE: 1:2,500
CHECK BY:		David Ortiz			SIZE: A1





- NOTES:
- These Work Plans show the limits of deviation for the numbered works comprised in the authorised development, which are described in Schedule 1 (Authorised Development) to the draft Development Consent Order. The Works Plans should be read in conjunction with the draft Development Consent Order and the other plans and documents to be certified by it, in particular the Design Principles and the Outline Landscape and Ecological Management Plan.
  - Work Nos. 2 (battery storage) and 3 (onsite substations) are not shown individually in the key but are shown in combination with Work No. 1 and in combination with each other. Within the combined limits of deviation for Work Nos. 1, 2 and 3 the Applicant seeks authorisation for any combination of those Work Nos.
  - Schedule 1 divides Work Nos. 1, 2, 3, 5, 6, 7 and 8 into sub-works (e.g. Work Nos. 1A, 1B, 1C, 1D). The marking convention used to delineate the limits of deviation for the numbered works does not distinguish between the lettered sub works; instead the lettered sub-works are indicated with a label.
  - Work Nos. 2 (battery storage) and 3 (onsite substations) are not shown individually in the key but are shown in combination with Work No. 1 (and in some instances Work Nos. 7 and 8) and in combination with each other. Within the combined limits of deviation for these works the Applicant seeks authorisation for any combination of those Work Nos. shown within that limit of deviation.
  - The limits of deviation for Work No. 7 (temporary construction laydown area) are shown in combination with other numbered works. This signifies that the Applicant seeks authorisation to construct the other Work Nos. indicated within that combined limit of deviation once the temporary construction laydown area comprised in Work No.7 is no longer required.
  - Work Nos. 1, 2, 3, 4 and 5 include the underground infrastructure described in Schedule 1. Where the label to a limit of deviation denotes a sub-work with a roman numeral (e.g. Work No. 1A(iii)) this demonstrates that the Applicant seeks authorisation within that limit of deviation only for the sub-work denoted by that roman numeral per the description of the authorised development in Schedule 1 to the DCO, together with its related ancillary works, and any of the other Work Nos. appearing on that label. This enables, for example, underground cables comprised in Work No. 1 (e.g. Work No. 1A(iii)) to be placed within a limit of deviation for other Work Nos. (e.g. Work No. 6A (landscaping)).

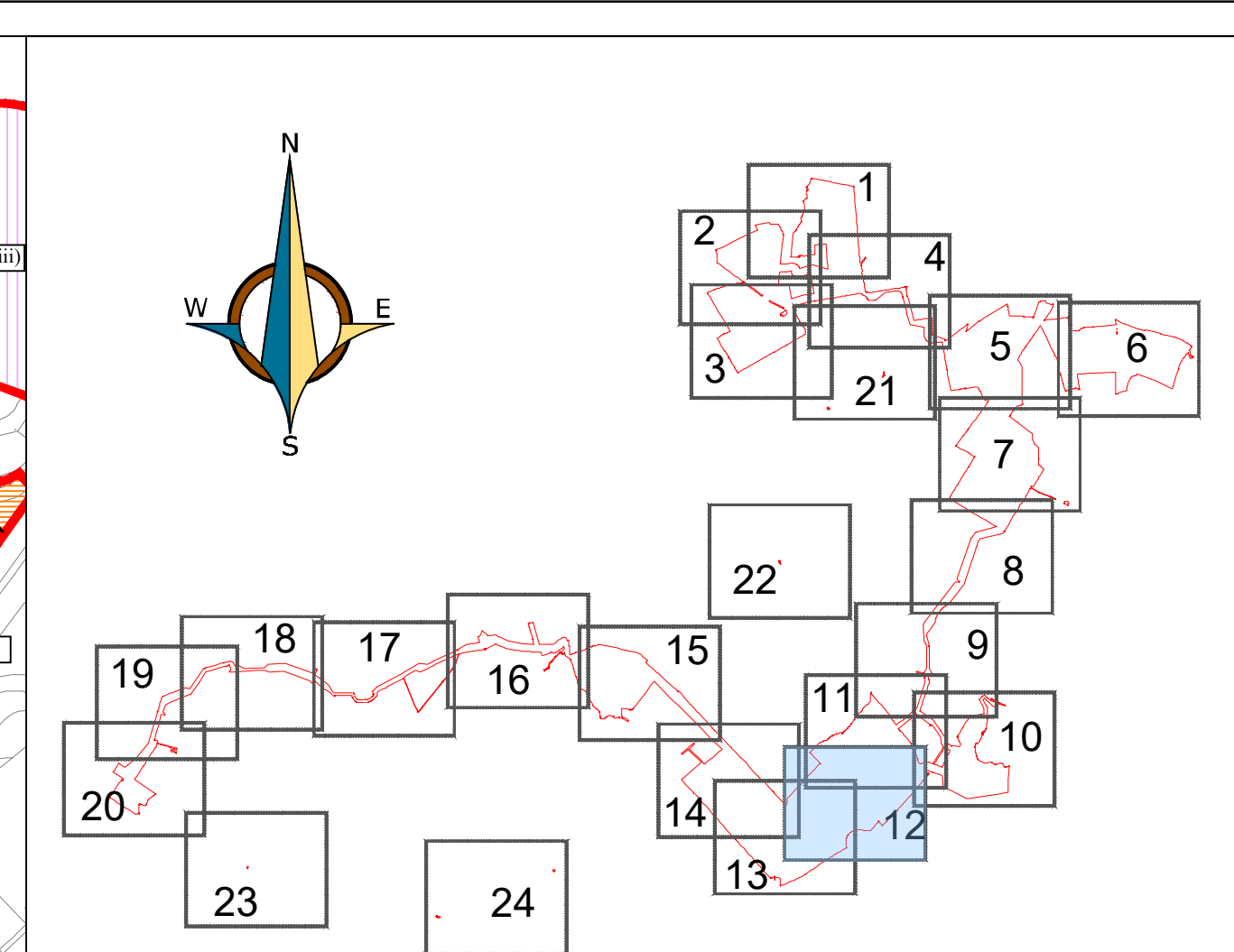
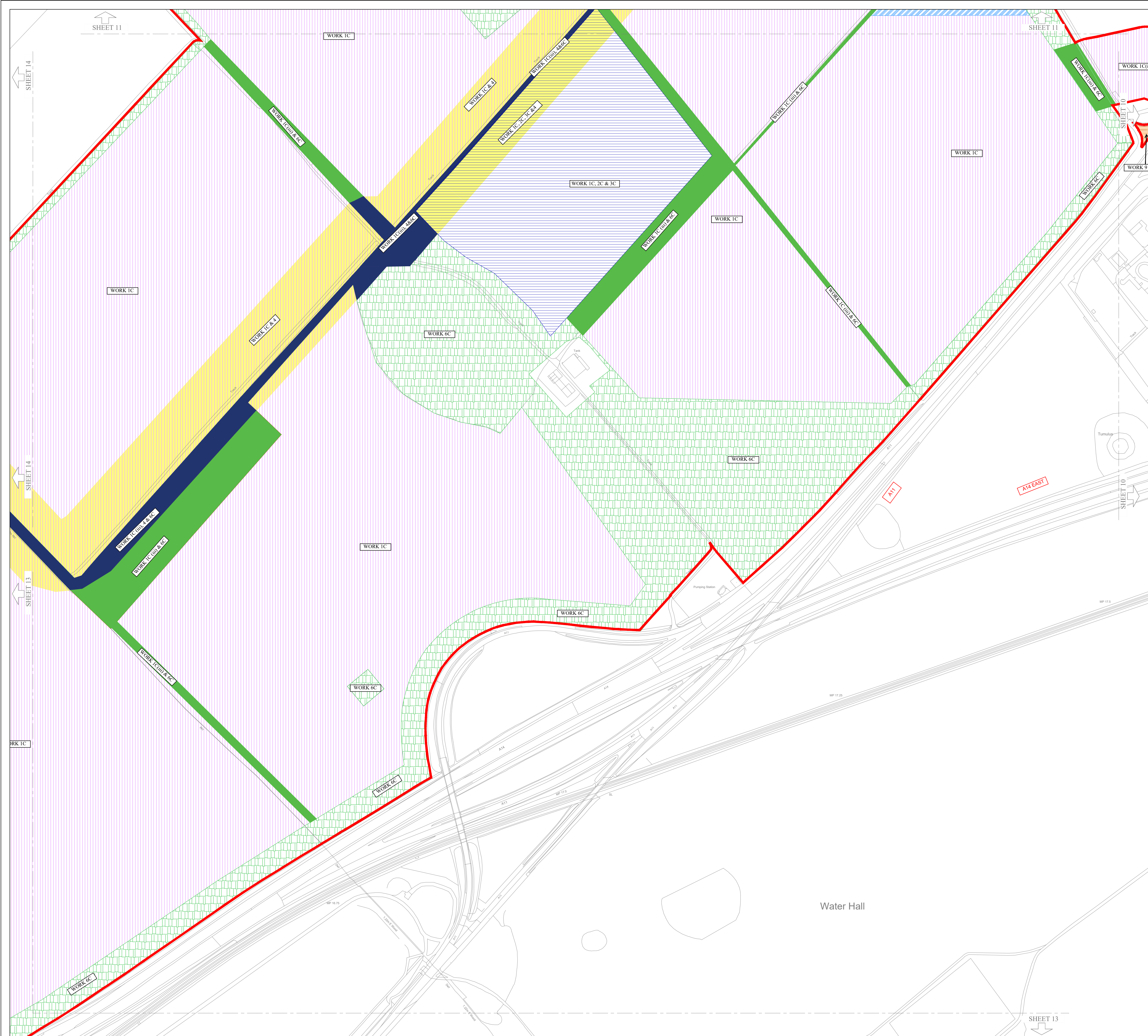
- ORDER LIMITS  
— LOCAL AUTHORITY BOUNDARY
- LIMITS OF DEVIATION
- Work No. 1C
  - Work No. 4
  - Work No. 6C
  - Work No. 9
  - Work No. 1C (iii) & Work No. 4
  - Work No. 1C(iii) & Work No. 6C
  - Work No. 1C & Work No. 7C

PROJECT:	SUNNICA ENERGY FARM DEVELOPMENT CONSENT ORDER (DCO)			
COMPANY:	PS RENEWABLES			
LAYOUT:	Infrastructure Planning (Applications: Prescribed Forms and Procedure) Rules 2009 Regulation 5(2)(j) Works Plans – SHEET 10 OF 24 Document Reference 2.2.			
DRAW BY:	Sergio Serna	PS RENEWABLES:	DATE:	02/11/2022
DESIGN BY:	Nacho Perez - Laura Picazo	5 Subtopo Estate	SCALE:	1:2,500
CHECK BY:	David Ortiz	Masterplan, Benigno	SIZE:	A1
		SLU 604		










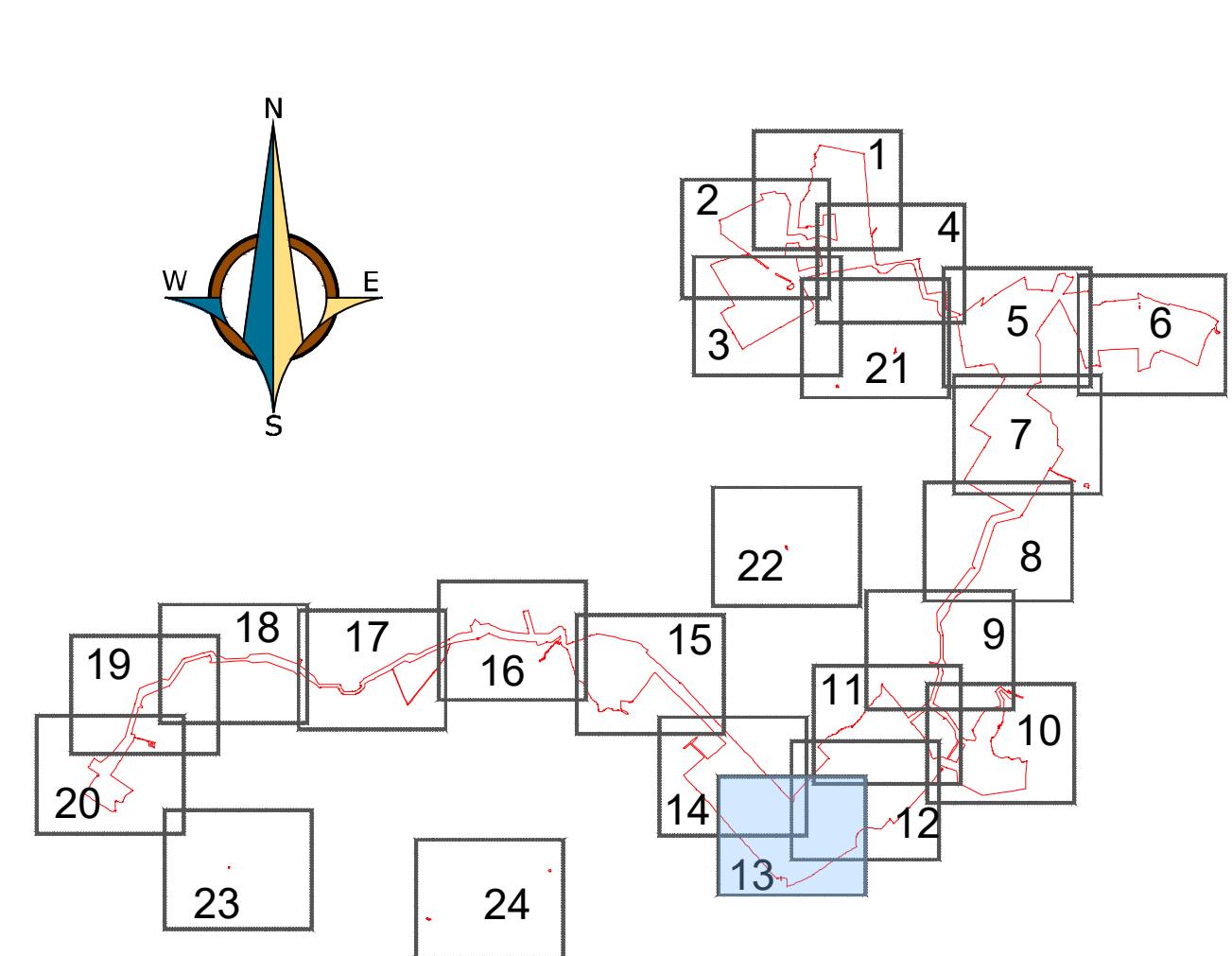
NOTES:

- These Work Plans show the limits of deviation for the numbered works comprised in the authorised development, which are described in Schedule 1 (Authorised Development) to the draft Development Consent Order. The Works Plans should be read in conjunction with the draft Development Consent Order and the other plans and documents to be certified by it, in particular the Design Principles and the Outline Landscape and Ecological Management Plan.
- Work Nos. 2 (battery storage) and 3 (onsite substations) are not shown individually in the key but are shown in combination with Work No. 1 and in combination with each other. Within the combined limits of deviation for Work Nos. 1, 2 and 3 the Applicant seeks authorisation for any combination of those Work Nos.
- Schedule 1 divides Work Nos. 1, 2, 3, 5, 6, 7 and 8 into sub-works (e.g. Work Nos. 1A, 1B, 1C, 1D). The marking convention used to delineate the limits of deviation for the numbered works does not distinguish between the lettered sub-works; instead the lettered sub-works are indicated with a label.
- Work Nos. 2 (battery storage) and 3 (onsite substations) are not shown individually in the key but are shown in combination with Work No. 1 (and in some instances Work Nos. 7 and 8) and in combination with each other. Within the combined limits of deviation for these works the Applicant seeks authorisation for any combination of those Work Nos. shown within that limit of deviation.
- The limits of deviation for Work No. 7 (temporary construction laydown area) are shown in combination with other numbered works. This signifies that the Applicant seeks authorisation to construct the other Work Nos. indicated within that combined limit of deviation once the temporary construction laydown area comprised in Work No.7 is no longer required.
- Work Nos. 1, 2, 3, 4 and 5 include the underground infrastructure described in Schedule 1. Where the label to a limit of deviation denotes a sub-work with a roman numeral (e.g. Work No. 1A(iii)) this demonstrates that the Applicant seeks authorisation within that limit of deviation only for the sub-work denoted by that roman numeral per the description of the authorised development in Schedule 1 to the DCO, together with its related ancillary works, and any of the other Work Nos. appearing on that label. This enables, for example, underground cables comprised in Work No. 1 (e.g. Work No. 1A(iii)) to be placed within a limit of deviation for other Work Nos. (e.g. Work No. 6A (landscaping)).

- ORDER LIMITS  
- - - LOCAL AUTHORITY BOUNDARY
- LIMITS OF DEVIATION**
- WORK No. 1C
  - WORK No. 6C
  - WORK No. 9
  - WORK No. 1C & WORK No. 4
  - WORK No. 1C(iii) & WORK No. 6C
  - WORK No. 1C & WORK No. 7C
  - WORK No. 1C(iii), WORK No. 4 & WORK No. 6C
  - WORK No. 1C, WORK No. 2C & WORK No. 3C
  - WORK No. 1C, WORK No. 2C, WORK No. 3C & WORK No. 4

 <div>PS Renewables Green Energy Investments</div>					
PROJECT:	SUNNICA ENERGY FARM DEVELOPMENT CONSENT ORDER (DCO)				
COMPANY:	PS RENEWABLES				
LAYOUT:	Infrastructure Planning (Applications: Prescribed Forms and Procedure) Rules 2009 Regulation 5(2)(j) Works Plans – SHEET 12 OF 24 Document Reference 2.2.				
DRAW BY:	Sergio Serna	PS RENEWABLES:	5 Slustring Estate Maidenhead, Berkshire SL6 6DL	DATE:	02/11/2022
DESIGN BY:	Nacho Perez - Laura Picazo			SCALE:	1:2,500
CHECK BY:	David Ortiz			SIZE:	A1





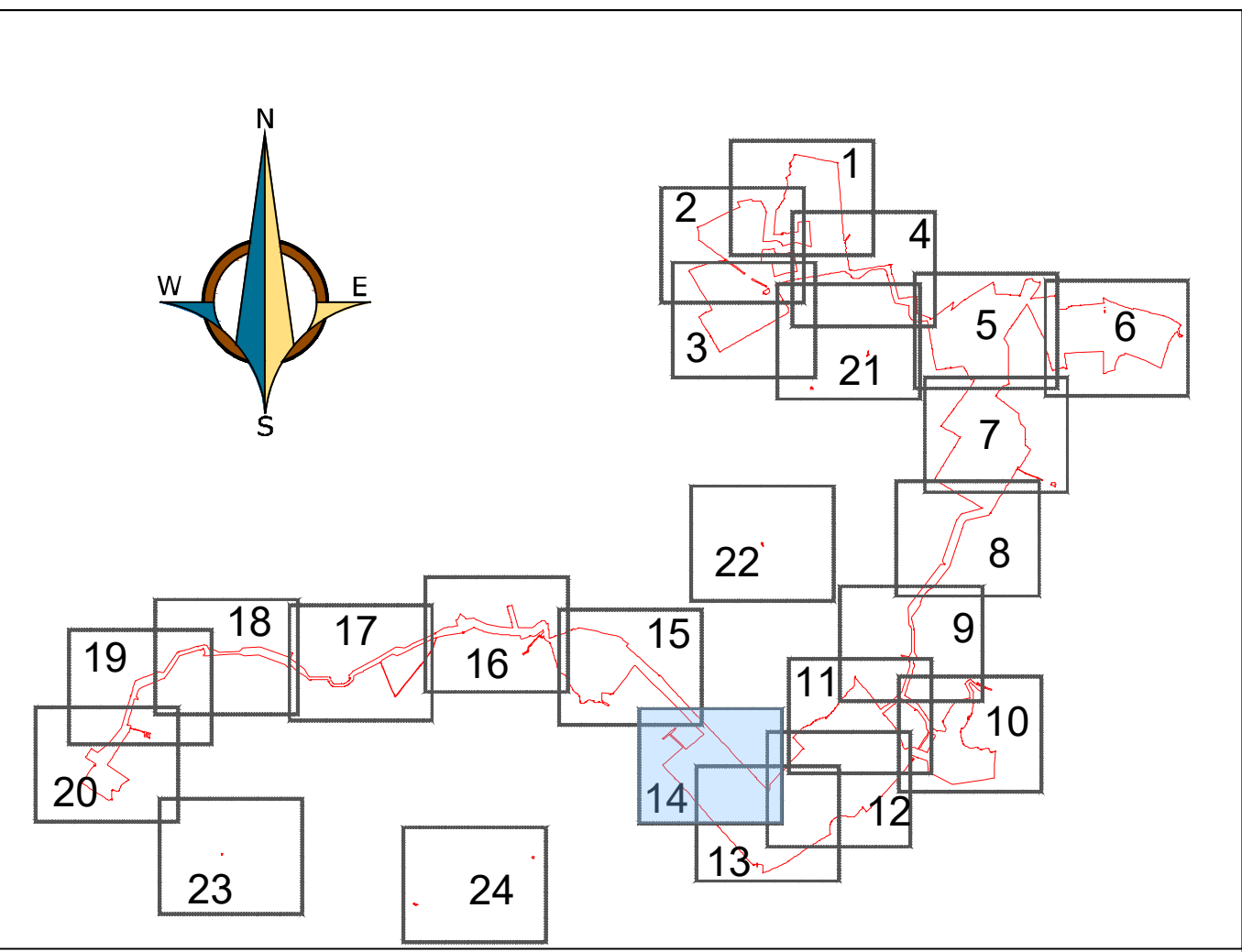
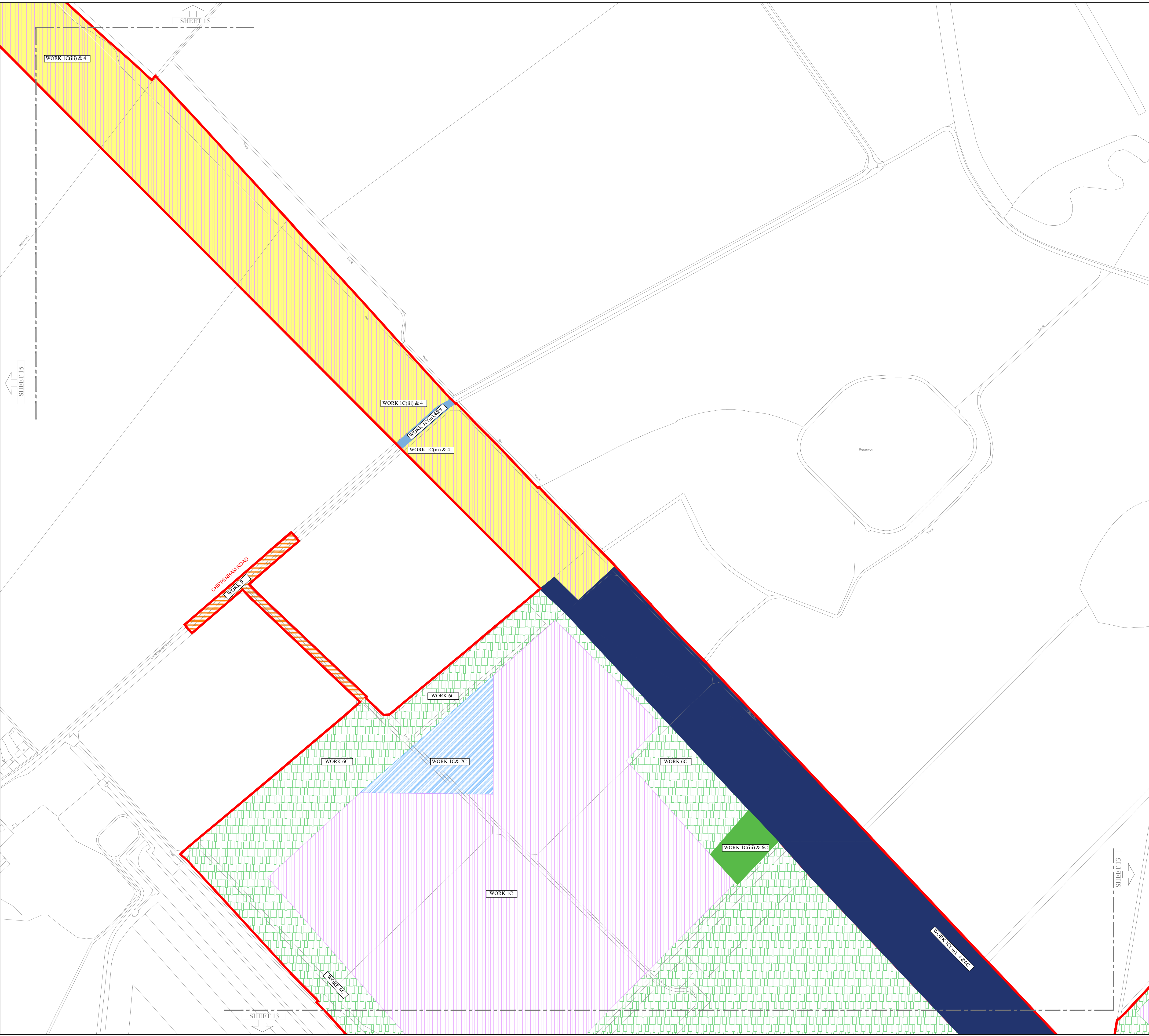
NOTES:

- These Work Plans show the limits of deviation for the numbered works comprised in the authorised development, which are described in Schedule 1 (Authorised Development) to the draft Development Consent Order. The Works Plans should be read in conjunction with the draft Development Consent Order and the other plans and documents to be certified by it, in particular the Design Principles and the Outline Landscape and Ecological Management Plan.
- Work Nos. 2 (battery storage) and 3 (onsite substations) are not shown individually in the key but are shown in combination with Work No. 1 and in combination with each other. Within the combined limits of deviation for Work Nos. 1, 2 and 3 the Applicant seeks authorisation for any combination of those Work Nos.
- Schedule 1 divides Work Nos. 1, 2, 3, 5, 6, 7 and 8 into sub-works (e.g. Work Nos. 1A, 1B, 1C, 1D). The marking convention used to delineate the limits of deviation for the numbered works does not distinguish between the lettered sub works; instead the lettered sub-works are indicated with a label.
- Work Nos. 2 (battery storage) and 3 (onsite substations) are not shown individually in the key but are shown in combination with Work No. 1 (and in some instances Work Nos. 7 and 8) and in combination with each other. Within the combined limits of deviation for these works the Applicant seeks authorisation for any combination of those Work Nos. shown within that limit of deviation.
- The limits of deviation for Work No. 7 (temporary construction laydown area) are shown in combination with other numbered works. This signifies that the Applicant seeks authorisation to construct the other Work Nos. indicated within that combined limit of deviation once the temporary construction laydown area comprised in Work No.7 is no longer required.
- Work Nos. 1, 2, 3, 4 and 5 include the underground infrastructure described in Schedule 1. Where the label to a limit of deviation denotes a sub-work with a roman numeral (e.g. Work No. 1A(iii)) this demonstrates that the Applicant seeks authorisation within that limit of deviation only for the sub-work denoted by that roman numeral per the description of the authorised development in Schedule 1 to the DCO, together with its related ancillary works, and any of the other Work Nos. appearing on that label. This enables, for example, underground cables comprised in Work No. 1 (e.g. Work No. 1A(iii)) to be placed within a limit of deviation for other Work Nos. (e.g. Work No. 6A (landscaping)).

- ORDER LIMITS  
- - - LOCAL AUTHORITY BOUNDARY
- LIMITS OF DEVIATION**
- Work No. 1C
  - Work No. 6C
  - Work No. 1C & Work No. 4
  - Work No. 1C(iii) & Work No. 6C
  - Work No. 1C(iii), Work No.4 & Work No. 6C

PROJECT:	SUNNICA ENERGY FARM DEVELOPMENT CONSENT ORDER (DCO)				
COMPANY:	PS RENEWABLES				
LAYOUT:	Infrastructure Planning (Applications: Prescribed Forms and Procedure) Rules 2009 Regulation 5(2)(j) Works Plans – SHEET 13 OF 24 Document Reference 2.2.				
DRAW BY:	Sergio Serna	PS RENEWABLES:	DATE:	02/11/2022	
DESIGN BY:	Nacho Perez - Laura Picazo	5 Subtopo Estate	SCALE:	1:2,500	
CHECK BY:	David Ortiz	Masterplan, Benigno SUEZ	SIZE:	A1	






- NOTES:
1. These Work Plans show the limits of deviation for the numbered works comprised in the authorised development, which are described in Schedule 1 (Authorised Development) to the draft Development Consent Order. The Works Plans should be read in conjunction with the draft Development Consent Order and the other plans and documents to be certified by it, in particular the Design Principles and the Outline Landscape and Ecological Management Plan.
  2. Work Nos. 2 (battery storage) and 3 (onsite substations) are not shown individually in the key but are shown in combination with Work No. 1 and in combination with each other. Within the combined limits of deviation for Work Nos. 1, 2 and 3 the Applicant seeks authorisation for any combination of those Work Nos.
  3. Schedule 1 divides Work Nos. 1, 2, 3, 5, 6, 7 and 8 into sub-works (e.g. Work Nos. 1A, 1B, 1C, 1D). The marking convention used to delineate the limits of deviation for the numbered works does not distinguish between the lettered sub-works; instead the lettered sub-works are indicated with a label.
  4. Work Nos. 2 (battery storage) and 3 (onsite substations) are not shown individually in the key but are shown in combination with Work No. 1 (and in some instances Work Nos. 7 and 8) and in combination with each other. Within the combined limits of deviation for these works the Applicant seeks authorisation for any combination of those Work Nos. shown within that limit of deviation.
  5. The limits of deviation for Work No. 7 (temporary construction laydown area) are shown in combination with other numbered works. This signifies that the Applicant seeks authorisation to construct the other Work Nos. indicated within that combined limit of deviation once the temporary construction laydown area comprised in Work No.7 is no longer required.
  6. Work Nos. 1, 2, 3, 4 and 5 include the underground infrastructure described in Schedule 1. Where the label to a limit of deviation denotes a sub-work with a roman numeral (e.g. Work No. 1A(iii)) this demonstrates that the Applicant seeks authorisation within that limit of deviation only for the sub-work denoted by that roman numeral per the description of the authorised development in Schedule 1 to the DCO, together with its related ancillary works, and any of the other Work Nos. appearing on that label. This enables, for example, underground cables comprised in Work No. 1 (e.g. Work No. 1A(iii)) to be placed within a limit of deviation for other Work Nos. (e.g. Work No. 6A (landscaping)).

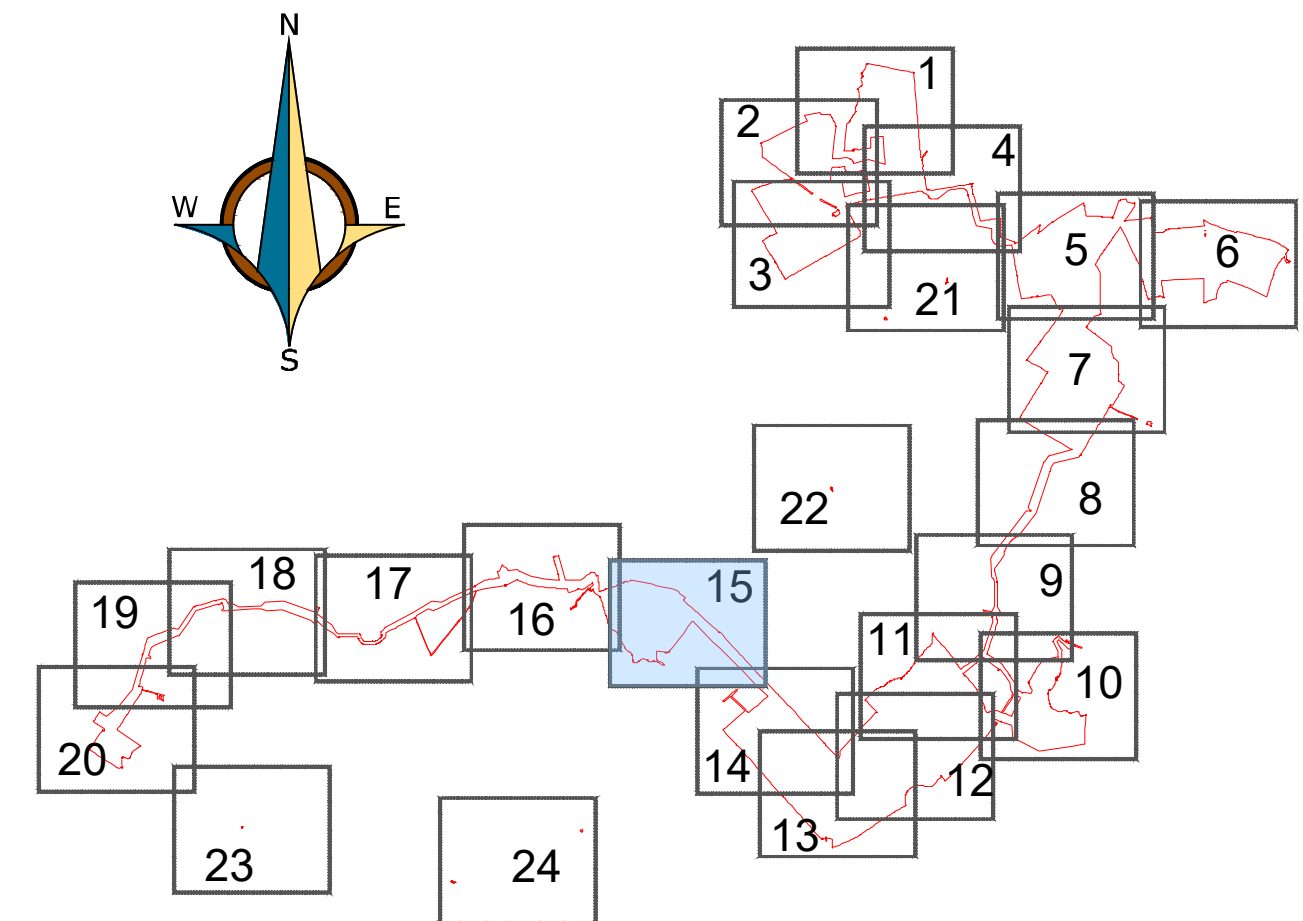
- ORDER LIMITS  
- - - LOCAL AUTHORITY BOUNDARY

LIMITS OF DEVIATION

- Work No. 1C  
Work No. 6C  
Work No. 9  
Work No. 1C & Work No. 4  
Work No. 1C(iii) & Work No. 6C  
Work No. 1C & Work No. 7C  
Work No. 4 & Work No. 6C  
Work No. 1C(iii), Work No.4 & Work No. 6C  
Work No. 1C(iii), Work No.4 & Work No. 9

					
PROJECT:	SUNNICA ENERGY FARM DEVELOPMENT CONSENT ORDER (DCO)				
COMPANY:	PS RENEWABLES				
LAYOUT:	Infrastructure Planning (Applications: Prescribed Forms and Procedure) Rules 2009 Regulation 5(2)(j) Works Plans – SHEET 14 OF 24 Document Reference 2.2.				
DRAW BY:	Sergio Serna	PS RENEWABLES:	DATE:	02/11/2022	
DESIGN BY:	Nacho Perez - Laura Picazo	5 Slustringa Estate	SCALE:	1:2,500	
CHECK BY:	David Ortiz	Marshfield, Benham SLU 604	SIZE:	A1	






NOTES:

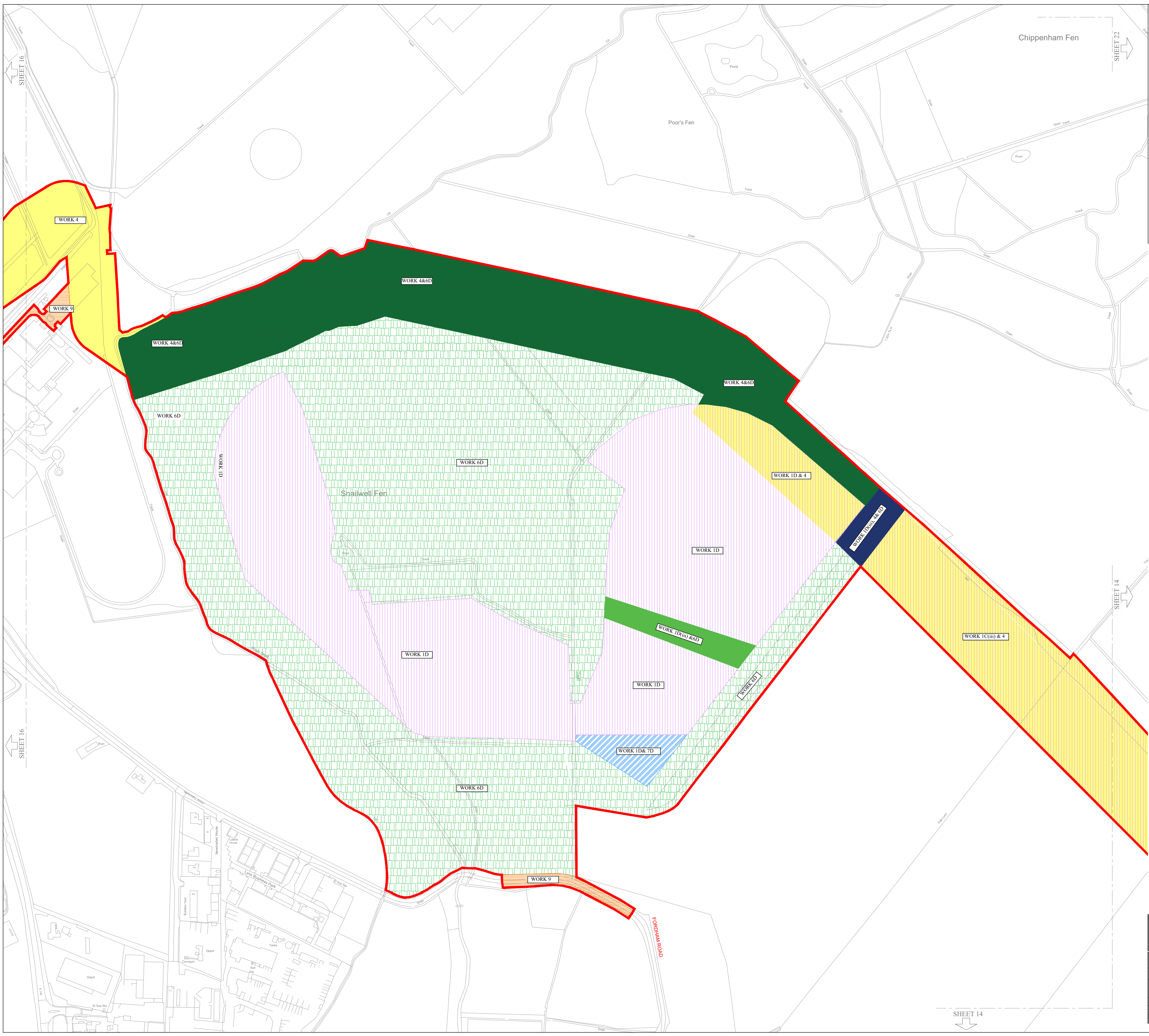
- These Work Plans show the limits of deviation for the numbered works comprised in the authorised development, which are described in Schedule 1 (Authorised Development) to the draft Development Consent Order. The Works Plans should be read in conjunction with the draft Development Consent Order and the other plans and documents to be certified by it, in particular the Design Principles and the Outline Landscape and Ecological Management Plan.
- Work Nos. 2 (battery storage) and 3 (onsite substations) are not shown individually in the key but are shown in combination with Work No. 1 and in combination with each other. Within the combined limits of deviation for Work Nos. 1, 2 and 3 the Applicant seeks authorisation for any combination of those Work Nos.
- Schedule 1 divides Work Nos. 1, 2, 3, 5, 6, 7 and 8 into sub-works (e.g. Work Nos. 1A, 1B, 1C, 1D). The marking convention used to delineate the limits of deviation for the numbered works does not distinguish between the lettered sub-works; instead the lettered sub-works are indicated with a label.
- Work Nos. 2 (battery storage) and 3 (onsite substations) are not shown individually in the key but are shown in combination with Work No. 1 (and in some instances Work Nos. 7 and 8) and in combination with each other. Within the combined limits of deviation for these works the Applicant seeks authorisation for any combination of those Work Nos. shown within that limit of deviation.
- The limits of deviation for Work No. 7 (temporary construction laydown area) are shown in combination with other numbered works. This signifies that the Applicant seeks authorisation to construct the other Work Nos. indicated within that combined limit of deviation once the temporary construction laydown area comprised in Work No.7 is no longer required.
- Work Nos. 1, 2, 3, 4 and 5 include the underground infrastructure described in Schedule 1. Where the label to a limit of deviation denotes a sub-work with a roman numeral (e.g. Work No. 1A(iii)) this demonstrates that the Applicant seeks authorisation within that limit of deviation only for the sub-work denoted by that roman numeral per the description of the authorised development in Schedule 1 to the DCO, together with its related ancillary works, and any of the other Work Nos. appearing on that label. This enables, for example, underground cables comprised in Work No. 1 (e.g. Work No. 1A(iii)) to be placed within a limit of deviation for other Work Nos. (e.g. Work No. 6A (landscaping)).

- ORDER LIMITS
- LOCAL AUTHORITY BOUNDARY
- LIMITS OF DEVIATION
- Work No. 1D
  - Work No. 4
  - Work No. 6D
  - Work No. 9
  - Work No. 1D & Work No. 4
  - Work No. 1C(iii) & Work No. 4
  - Work No. 1D(iii) & Work No. 6D
  - Work No. 1D & Work No. 7D
  - Work No. 4 & Work No. 6D
  - Work No. 1D(iii), Work No.4 & Work No. 6D

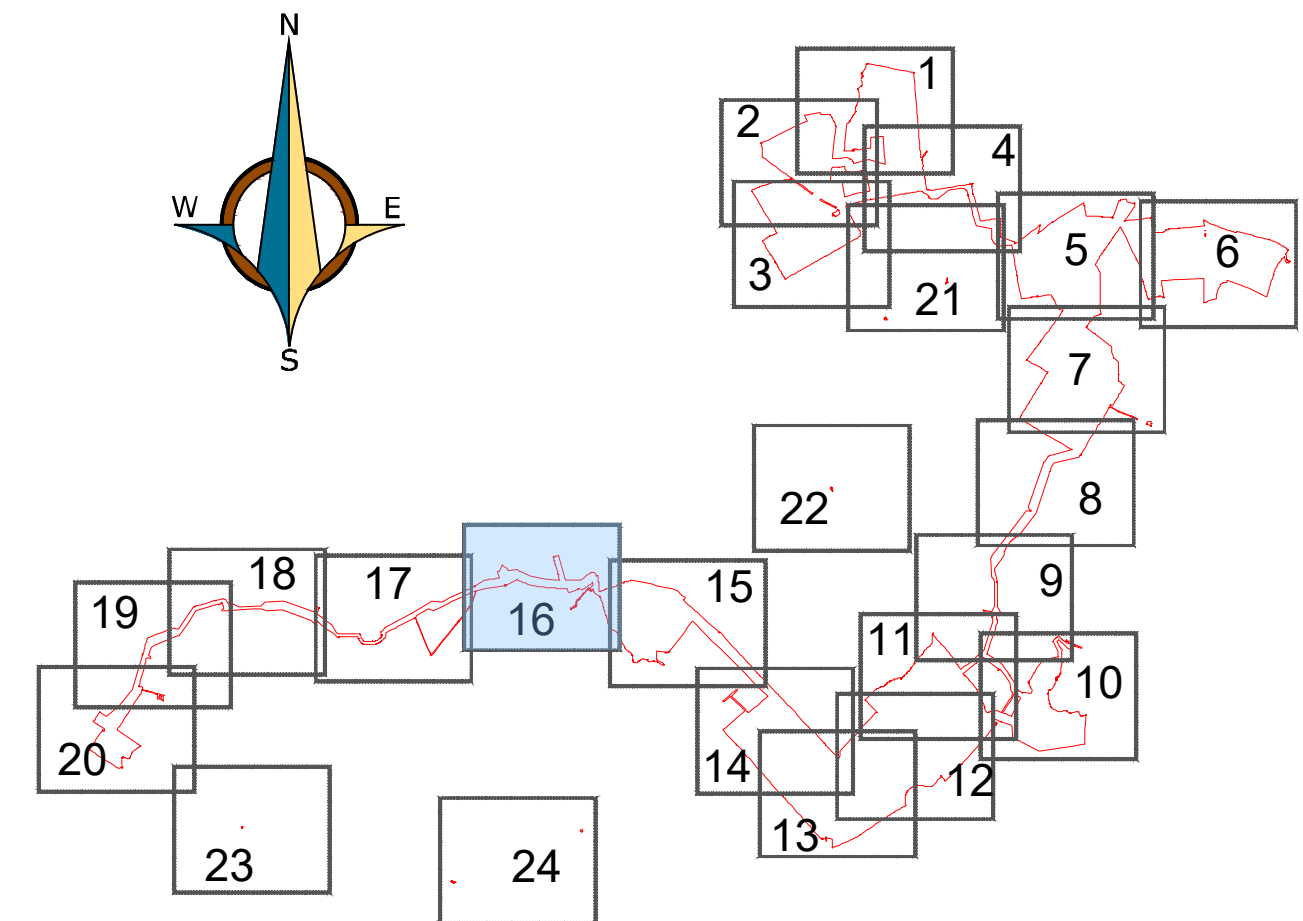


PS Renewables  
Green Energy Investments

PROJECT:	SUNNICA ENERGY FARM DEVELOPMENT CONSENT ORDER (DCO)		
COMPANY:	PS RENEWABLES		
LAYOUT:	Infrastructure Planning (Applications: Prescribed Forms and Procedure) Rules 2009 Regulation 5(2)(j) Works Plans – SHEET 15 OF 24 Document Reference 2.2.		
DRAW BY:	Sergio Serna	PS RENEWABLES: S Substnps Estate Mainstead, Benning SUS 604	DATE: 02/11/2022
DESIGN BY:	Nacho Perez - Laura Picazo		SCALE: 1:2,500
CHECK BY:	David Ortiz		SIZE: A1







- NOTES:
1. These Work Plans show the limits of deviation for the numbered works comprised in the authorised development, which are described in Schedule 1 (Authorised Development) to the draft Development Consent Order. The Works Plans should be read in conjunction with the draft Development Consent Order and the other plans and documents to be certified by it, in particular the Design Principles and the Outline Landscape and Ecological Management Plan.
  2. Work Nos. 2 (battery storage) and 3 (onsite substations) are not shown individually in the key but are shown in combination with Work No. 1 and in combination with each other. Within the combined limits of deviation for Work Nos. 1, 2 and 3 the Applicant seeks authorisation for any combination of those Work Nos.
  3. Schedule 1 divides Work Nos. 1, 2, 3, 5, 6, 7 and 8 into sub-works (e.g. Work Nos. 1A, 1B, 1C, 1D). The marking convention used to delineate the limits of deviation for the numbered works does not distinguish between the lettered sub works; instead the lettered sub-works are indicated with a label.
  4. Work Nos. 2 (battery storage) and 3 (onsite substations) are not shown individually in the key but are shown in combination with Work No. 1 (and in some instances Work Nos. 7 and 8) and in combination with each other. Within the combined limits of deviation for these works the Applicant seeks authorisation for any combination of those Work Nos. shown within that limit of deviation.
  5. The limits of deviation for Work No. 7 (temporary construction laydown area) are shown in combination with other numbered works. This signifies that the Applicant seeks authorisation to construct the other Work Nos. indicated within that combined limit of deviation once the temporary construction laydown area comprised in Work No.7 is no longer required.
  6. Work Nos. 1, 2, 3, 4 and 5 include the underground infrastructure described in Schedule 1. Where the label to a limit of deviation denotes a sub-work with a roman numeral (e.g. Work No. 1A(iii)) this demonstrates that the Applicant seeks authorisation within that limit of deviation only for the sub-work denoted by that roman numeral per the description of the authorised development in Schedule 1 to the DCO, together with its related ancillary works, and any of the other Work Nos. appearing on that label. This enables, for example, underground cables comprised in Work No. 1 (e.g. Work No. 1A(iii)) to be placed within a limit of deviation for other Work Nos. (e.g. Work No. 6A (landscaping)).


— ORDER LIMITS  
- - - LOCAL AUTHORITY BOUNDARY

LIMITS OF DEVIATION

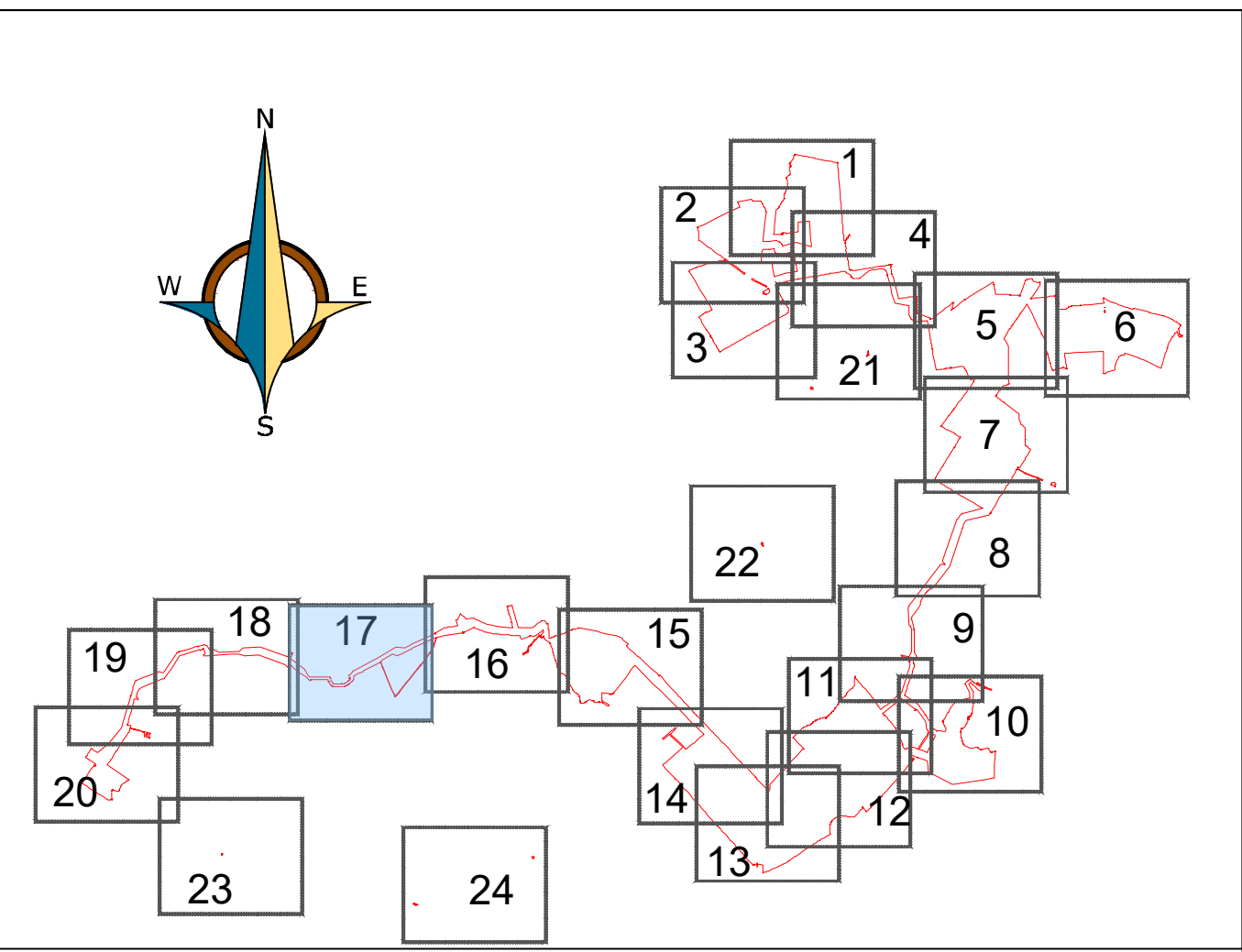
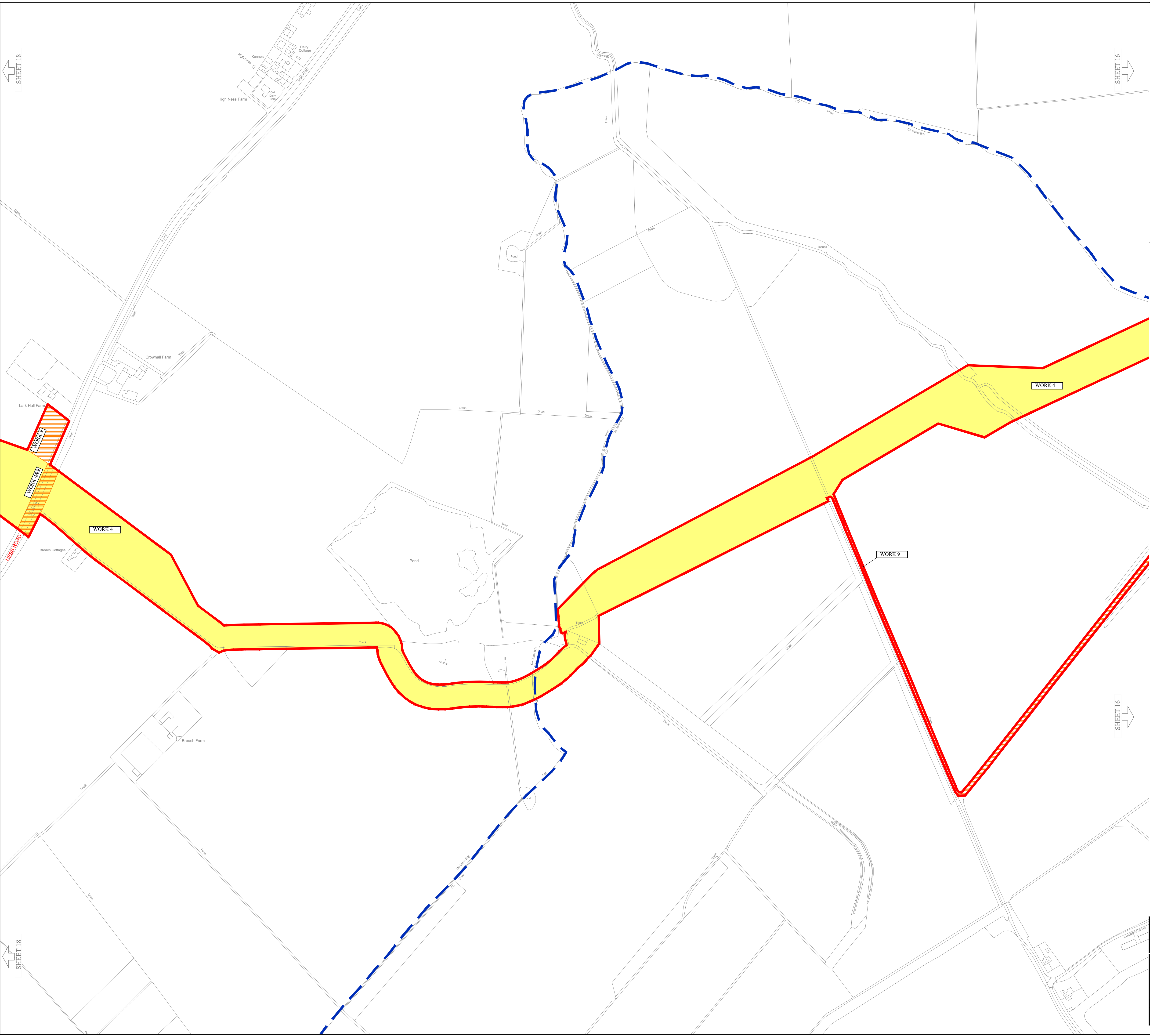
Work No. 4

Work No. 9

Work No. 4 & Work No. 9

				
PROJECT:	SUNNICA ENERGY FARM DEVELOPMENT CONSENT ORDER (DCO)			
COMPANY:	PS RENEWABLES			
LAYOUT:	Infrastructure Planning (Applications: Prescribed Forms and Procedure) Rules 2009 Regulation 5(2)(j) Works Plans – SHEET 16 OF 24 Document Reference 2.2.			
DRAW BY:	Sergio Serna	PS RENEWABLES: S Substampa Estate Masterprint, Benigno SUS 604	DATE:	02/11/2022
DESIGN BY:	Nacho Perez - Laura Picazo		SCALE:	1:2,500
CHECK BY:	David Ortiz		SIZE:	A1





- NOTES:
1. These Work Plans show the limits of deviation for the numbered works comprised in the authorised development, which are described in Schedule 1 (Authorised Development) to the draft Development Consent Order. The Works Plans should be read in conjunction with the draft Development Consent Order and the other plans and documents to be certified by it, in particular the Design Principles and the Outline Landscape and Ecological Management Plan.
  2. Work Nos. 2 (battery storage) and 3 (onsite substations) are not shown individually in the key but are shown in combination with Work No. 1 and in combination with each other. Within the combined limits of deviation for Work Nos. 1, 2 and 3 the Applicant seeks authorisation for any combination of those Work Nos.
  3. Schedule 1 divides Work Nos. 1, 2, 3, 5, 6, 7 and 8 into sub-works (e.g. Work Nos. 1A, 1B, 1C, 1D). The marking convention used to delineate the limits of deviation for the numbered works does not distinguish between the lettered sub works; instead the lettered sub-works are indicated with a label.
  4. Work Nos. 2 (battery storage) and 3 (onsite substations) are not shown individually in the key but are shown in combination with Work No. 1 (and in some instances Work Nos. 7 and 8) and in combination with each other. Within the combined limits of deviation for these works the Applicant seeks authorisation for any combination of those Work Nos. shown within that limit of deviation.
  5. The limits of deviation for Work No. 7 (temporary construction laydown area) are shown in combination with other numbered works. This signifies that the Applicant seeks authorisation to construct the other Work Nos. indicated within that combined limit of deviation once the temporary construction laydown area comprised in Work No.7 is no longer required.
  6. Work Nos. 1, 2, 3, 4 and 5 include the underground infrastructure described in Schedule 1. Where the label to a limit of deviation denotes a sub-work with a roman numeral (e.g. Work No. 1A(iii)) this demonstrates that the Applicant seeks authorisation within that limit of deviation only for the sub-work denoted by that roman numeral per the description of the authorised development in Schedule 1 to the DCO, together with its related ancillary works, and any of the other Work Nos. appearing on that label. This enables, for example, underground cables comprised in Work No. 1 (e.g. Work No. 1A(iii)) to be placed within a limit of deviation for other Work Nos. (e.g. Work No. 6A (landscaping)).

- ORDER LIMITS  
- - - LOCAL AUTHORITY BOUNDARY

LIMITS OF DEVIATION

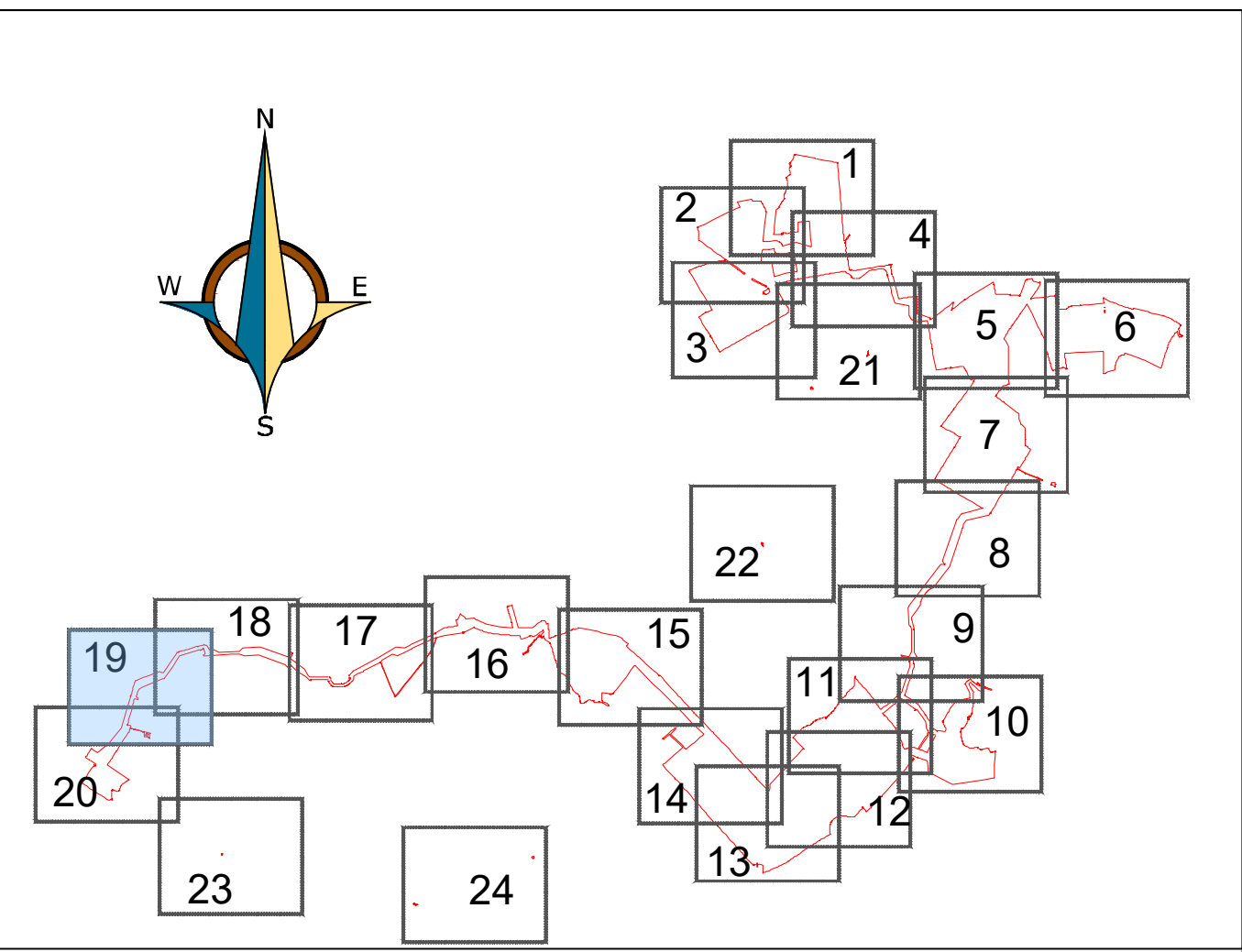
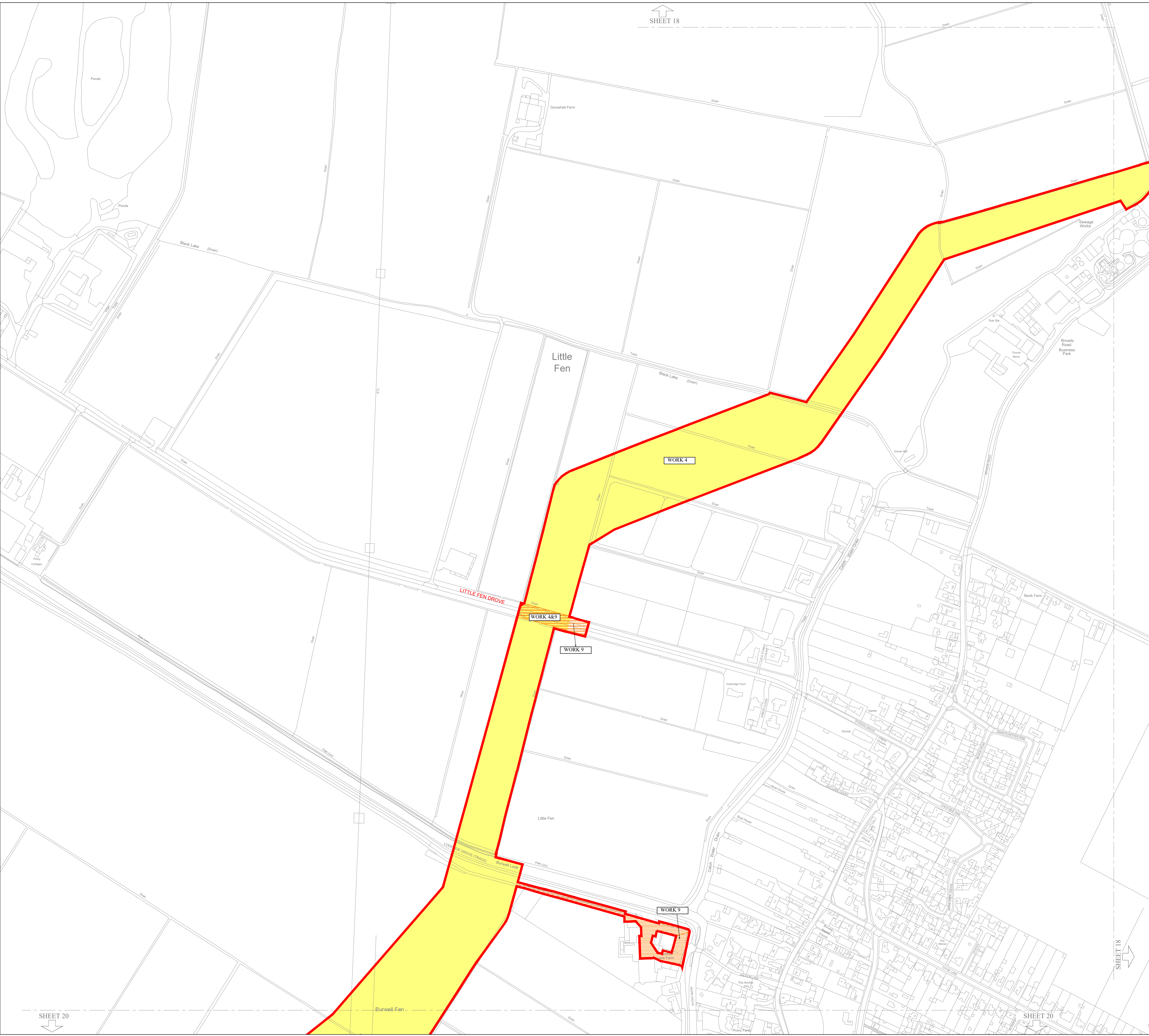
- Work No. 4  
Work No. 9  
Work No. 4 & Work No. 9

PROJECT:	SUNNICA ENERGY FARM DEVELOPMENT CONSENT ORDER (DCO)				
COMPANY:	PS RENEWABLES				
LAYOUT:	Infrastructure Planning (Applications: Prescribed Forms and Procedure) Rules 2009 Regulation 5(2)(j) Works Plans – SHEET 17 OF 24 Document Reference 2.2.				
DRAW BY:	Sergio Serna	PS RENEWABLES:	DATE:	02/11/2022	
DESIGN BY:	Nacho Perez - Laura Picazo	5 Substnps Estate	SCALE:	1:2,500	
CHECK BY:	David Ortiz	Masterplan, Benigno	SIZE:	A1	
		SLS 604			










- NOTES:
- These Work Plans show the limits of deviation for the numbered works comprised in the authorised development, which are described in Schedule 1 (Authorised Development) to the draft Development Consent Order. The Works Plans should be read in conjunction with the draft Development Consent Order and the other plans and documents to be certified by it, in particular the Design Principles and the Outline Landscape and Ecological Management Plan.
  - Work Nos. 2 (battery storage) and 3 (onsite substations) are not shown individually in the key but are shown in combination with Work No. 1 and in combination with each other. Within the combined limits of deviation for Work Nos. 1, 2 and 3 the Applicant seeks authorisation for any combination of those Work Nos.
  - Schedule 1 divides Work Nos. 1, 2, 3, 5, 6, 7 and 8 into sub-works (e.g. Work Nos. 1A, 1B, 1C, 1D). The marking convention used to delineate the limits of deviation for the numbered works does not distinguish between the lettered sub works; instead the lettered sub-works are indicated with a label.
  - Work Nos. 2 (battery storage) and 3 (onsite substations) are not shown individually in the key but are shown in combination with Work No. 1 and in some instances Work Nos. 7 and 8) and in combination with each other. Within the combined limits of deviation for these works the Applicant seeks authorisation for any combination of those Work Nos. shown within that limit of deviation.
  - The limits of deviation for Work No. 7 (temporary construction laydown area) are shown in combination with other numbered works. This signifies that the Applicant seeks authorisation to construct the other Work Nos. indicated within that combined limit of deviation once the temporary construction laydown area comprised in Work No.7 is no longer required.
  - Work Nos. 1, 2, 3, 4 and 5 include the underground infrastructure described in Schedule 1. Where the label to a limit of deviation denotes a sub-work with a roman numeral (e.g. Work No. 1A(iii)) this demonstrates that the Applicant seeks authorisation within that limit of deviation only for the sub-work denoted by that roman numeral per the description of the authorised development in Schedule 1 to the DCO, together with its related ancillary works, and any of the other Work Nos. appearing on that label. This enables, for example, underground cables comprised in Work No. 1 (e.g. Work No. 1A(iii)) to be placed within a limit of deviation for other Work Nos. (e.g. Work No. 6A (landscaping)).

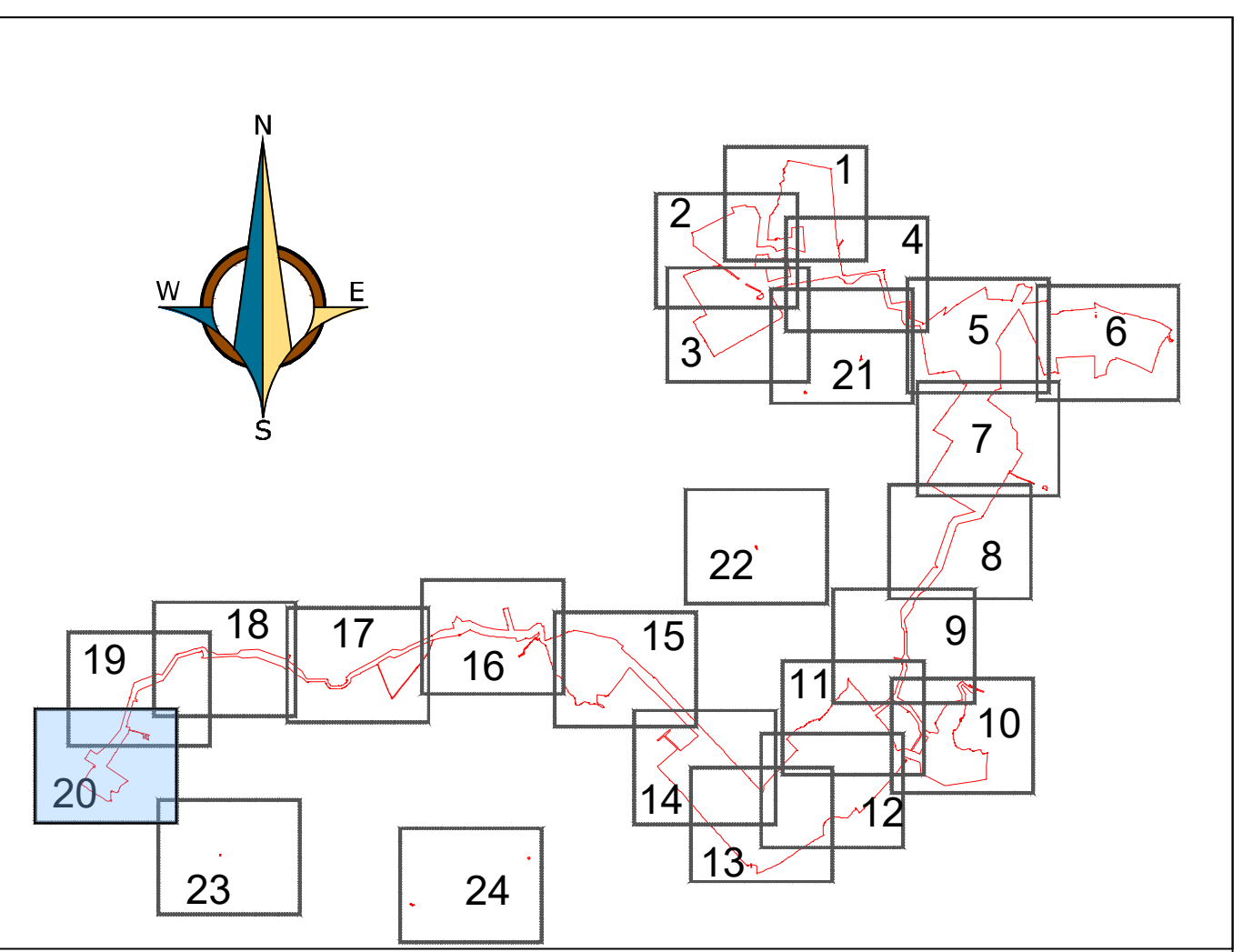
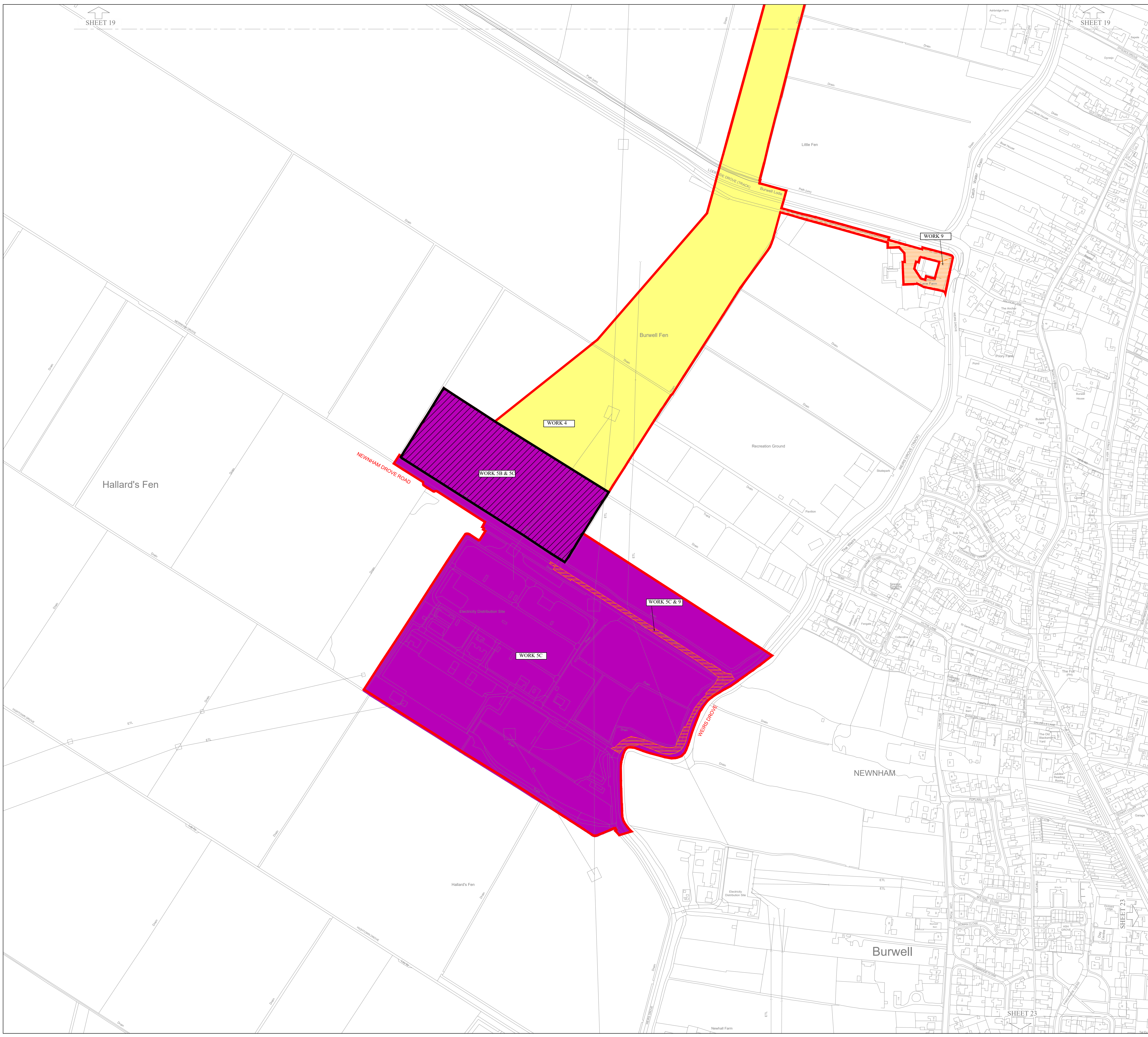
— ORDER LIMITS  
- - - LOCAL AUTHORITY BOUNDARY

**LIMITS OF DEVIATION**

Work No. 4  
Work No. 9  
Work No. 4 & Work No. 9

 <b>PS Renewables</b> Green Energy Investments				
PROJECT:	SUNNICA ENERGY FARM DEVELOPMENT CONSENT ORDER (DCO)			
COMPANY:	PS RENEWABLES			
LAYOUT:	Infrastructure Planning (Applications: Prescribed Forms and Procedure) Rules 2009 Regulation 5(2)(j) Works Plans – SHEET 19 OF 24 Document Reference 2.2.			
DRAW BY:	Sergio Serna	PS RENEWABLES 5 Sturges Estate Maidenhead, Berkshire SL6 6QL	DATE:	02/11/2022
DESIGN BY:	Nacho Perez - Laura Picazo		SCALE:	1:2,500
CHECK BY:	David Ortiz		SIZE:	A1





- NOTES:
- These Work Plans show the limits of deviation for the numbered works comprised in the authorised development, which are described in Schedule 1 (Authorised Development) to the draft Development Consent Order. The Works Plans should be read in conjunction with the draft Development Consent Order and the other plans and documents to be certified by it, in particular the Design Principles and the Outline Landscape and Ecological Management Plan.
  - Work Nos. 2 (battery storage) and 3 (onsite substations) are not shown individually in the key but are shown in combination with Work No. 1 and in combination with each other. Within the combined limits of deviation for Work Nos. 1, 2 and 3 the Applicant seeks authorisation for any combination of those Work Nos.
  - Schedule 1 divides Work Nos. 1, 2, 3, 5, 6, 7 and 8 into sub-works (e.g. Work Nos. 1A, 1B, 1C, 1D). The marking convention used to delineate the limits of deviation for the numbered works does not distinguish between the lettered sub works; instead the lettered sub-works are indicated with a label.
  - Work Nos. 2 (battery storage) and 3 (onsite substations) are not shown individually in the key but are shown in combination with Work No. 1 (and in some instances Work Nos. 7 and 8) and in combination with each other. Within the combined limits of deviation for these works the Applicant seeks authorisation for any combination of those Work Nos. shown within that limit of deviation.
  - The limits of deviation for Work No. 7 (temporary construction laydown area) are shown in combination with other numbered works. This signifies that the Applicant seeks authorisation to construct the other Work Nos. indicated within that combined limit of deviation once the temporary construction laydown area comprised in Work No.7 is no longer required.
  - Work Nos. 1, 2, 3, 4 and 5 include the underground infrastructure described in Schedule 1. Where the label to a limit of deviation denotes a sub-work with a roman numeral (e.g. Work No. 1A(iii)) this demonstrates that the Applicant seeks authorisation within that limit of deviation only for the sub-work denoted by that roman numeral per the description of the authorised development in Schedule 1 to the DCO, together with its related ancillary works, and any of the other Work Nos. appearing on that label. This enables, for example, underground cables comprised in Work No. 1 (e.g. Work No. 1A(iii)) to be placed within a limit of deviation for other Work Nos. (e.g. Work No. 6A (landscaping)).

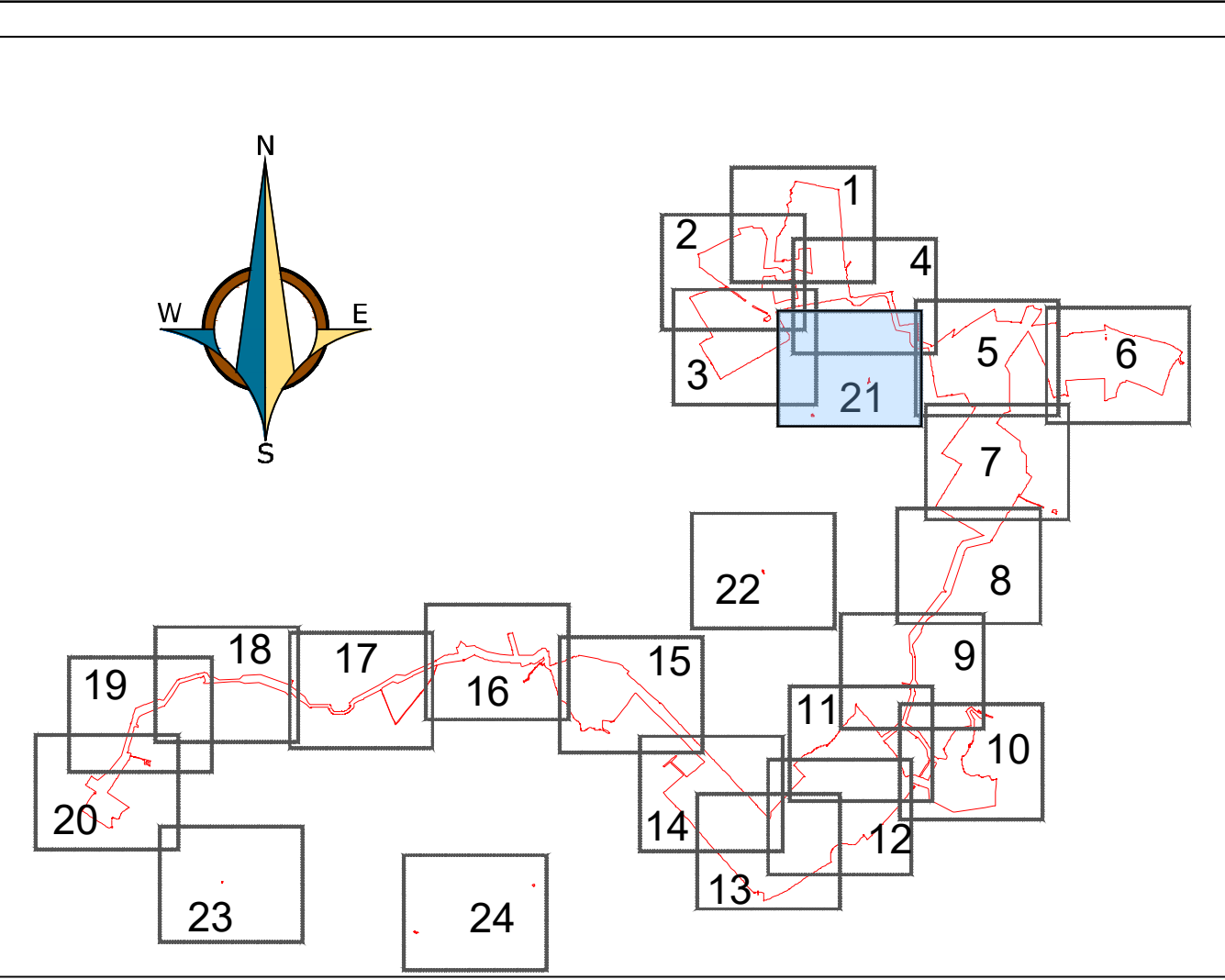
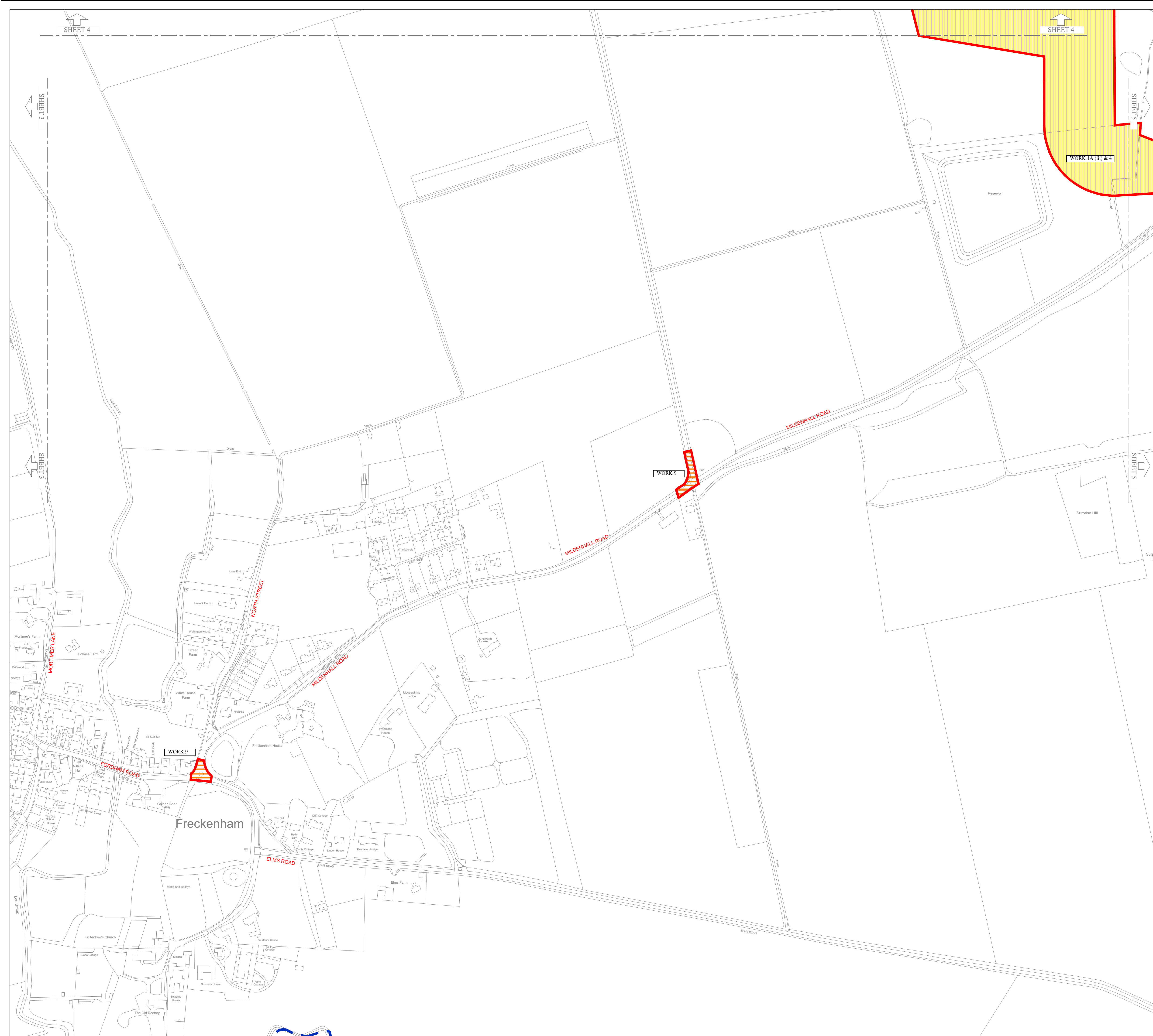
— ORDER LIMITS  
- - - LOCAL AUTHORITY BOUNDARY

**LIMITS OF DEVIATION**

- Work No. 4
- Work No. 5B & 5C
- Work No. 5C
- Work No. 5C & 9
- Work No. 9

PROJECT:	SUNNICA ENERGY FARM DEVELOPMENT CONSENT ORDER (DCO)				
COMPANY:	PS RENEWABLES				
LAYOUT:	Infrastructure Planning (Applications: Prescribed Forms and Procedure) Rules 2009 Regulation 5(2)(j) Works Plans – SHEET 20 OF 24 Document Reference 2.2.				
DRAW BY:	Sergio Scam	PS RENEWABLES:	DATE:	02/11/2022	
DESIGN BY:	Nacho Perez - Laura Picazo	5 Slustringa Estate	SCALE:	1:2,500	
CHECK BY:	David Ortiz	Mastermind, Benigno SLU 604	SIZE:	A1	





- NOTES:
1. These Work Plans show the limits of deviation for the numbered works comprised in the authorised development, which are described in Schedule 1 (Authorised Development) to the draft Development Consent Order. The Works Plans should be read in conjunction with the draft Development Consent Order and the other plans and documents to be certified by it, in particular the Design Principles and the Outline Landscape and Ecological Management Plan.
  2. Work Nos. 2 (battery storage) and 3 (onsite substations) are not shown individually in the key but are shown in combination with Work No. 1 and in combination with each other. Within the combined limits of deviation for Work Nos. 1, 2 and 3 the Applicant seeks authorisation for any combination of those Work Nos.
  3. Schedule 1 divides Work Nos. 1, 2, 3, 5, 6, 7 and 8 into sub-works (e.g. Work Nos. 1A, 1B, 1C, 1D). The marking convention used to delineate the limits of deviation for the numbered works does not distinguish between the lettered sub works; instead the lettered sub-works are indicated with a label.
  4. Work Nos. 2 (battery storage) and 3 (onsite substations) are not shown individually in the key but are shown in combination with Work No. 1 (and in some instances Work Nos. 7 and 8) and in combination with each other. Within the combined limits of deviation for these works the Applicant seeks authorisation for any combination of those Work Nos. shown within that limit of deviation.
  5. The limits of deviation for Work No. 7 (temporary construction laydown area) are shown in combination with other numbered works. This signifies that the Applicant seeks authorisation to construct the other Work Nos. indicated within that combined limit of deviation once the temporary construction laydown area comprised in Work No.7 is no longer required.
  6. Work Nos. 1, 2, 3, 4 and 5 include the underground infrastructure described in Schedule 1. Where the label to a limit of deviation denotes a sub-work with a roman numeral (e.g. Work No. 1A(iii)) this demonstrates that the Applicant seeks authorisation within that limit of deviation only for the sub-work denoted by that roman numeral per the description of the authorised development in Schedule 1 to the DCO, together with its related ancillary works, and any of the other Work Nos. appearing on that label. This enables, for example, underground cables comprised in Work No. 1 (e.g. Work No. 1A(iii)) to be placed within a limit of deviation for other Work Nos. (e.g. Work No. 6A (landscaping)).

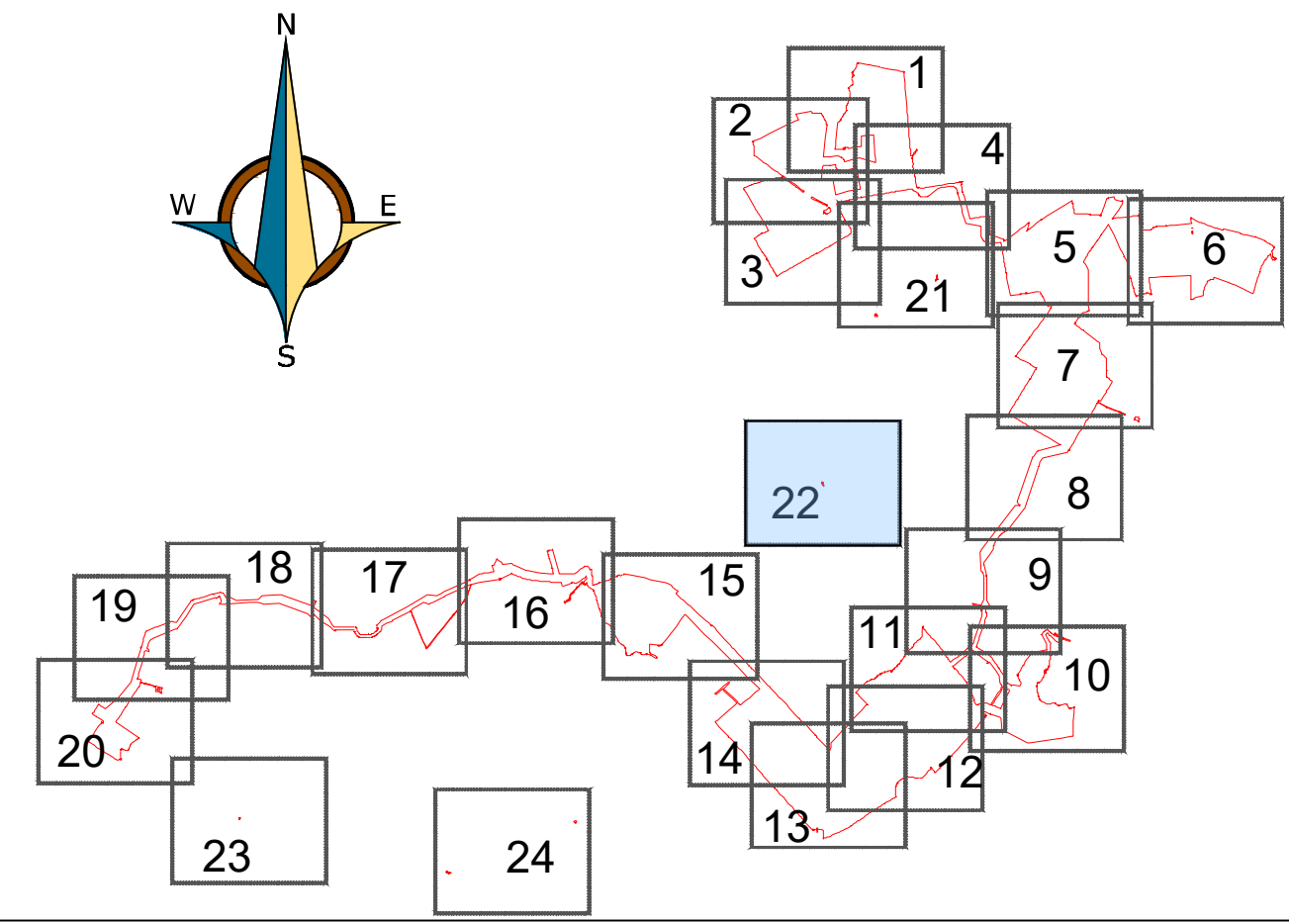
— ORDER LIMITS  
- - - LOCAL AUTHORITY BOUNDARY

**LIMITS OF DEVIATION**

Work No. 9  
 Work No. 1A(iii) & Work No. 4

PROJECT:	SUNNICA ENERGY FARM DEVELOPMENT CONSENT ORDER (DCO)		
COMPANY:	PS RENEWABLES		
LAYOUT:	Infrastructure Planning (Applications: Prescribed Forms and Procedure) Rules 2009 Regulation 5(2)(j) Works Plans – SHEET 21 OF 24 Document Reference 2.2.		
DRAW BY:	Sergio Serna	PS RENEWABLES: S Substnrga Estate	DATE: 02/11/2022
DESIGN BY:	Nacho Perez - Laura Picazo	Maintenance, Benham	SCALE: 1:2,500
CHECK BY:	David Ortiz	SLB 604	SIZE: A1





- NOTES:
- These Work Plans show the limits of deviation for the numbered works comprised in the authorised development, which are described in Schedule 1 (Authorised Development) to the draft Development Consent Order. The Works Plans should be read in conjunction with the draft Development Consent Order and the other plans and documents to be certified by it, in particular the Design Principles and the Outline Landscape and Ecological Management Plan.
  - Work Nos. 2 (battery storage) and 3 (onsite substations) are not shown individually in the key but are shown in combination with Work No. 1 and in combination with each other. Within the combined limits of deviation for Work Nos. 1, 2 and 3 the Applicant seeks authorisation for any combination of those Work Nos.
  - Schedule 1 divides Work Nos. 1, 2, 3, 5, 6, 7 and 8 into sub-works (e.g. Work Nos. 1A, 1B, 1C, 1D). The marking convention used to delineate the limits of deviation for the numbered works does not distinguish between the lettered sub works; instead the lettered sub-works are indicated with a label.
  - Work Nos. 2 (battery storage) and 3 (onsite substations) are not shown individually in the key but are shown in combination with Work No. 1 (and in some instances Work Nos. 7 and 8) and in combination with each other. Within the combined limits of deviation for these works the Applicant seeks authorisation for any combination of those Work Nos. shown within that limit of deviation.
  - The limits of deviation for Work No. 7 (temporary construction laydown area) are shown in combination with other numbered works. This signifies that the Applicant seeks authorisation to construct the other Work Nos. indicated within that combined limit of deviation once the temporary construction laydown area comprised in Work No.7 is no longer required.
  - Work Nos. 1, 2, 3, 4 and 5 include the underground infrastructure described in Schedule 1. Where the label to a limit of deviation denotes a sub-work with a roman numeral (e.g. Work No. 1A(iii)) this demonstrates that the Applicant seeks authorisation within that limit of deviation only for the sub-work denoted by that roman numeral per the description of the authorised development in Schedule 1 to the DCO, together with its related ancillary works, and any of the other Work Nos. appearing on that label. This enables, for example, underground cables comprised in Work No. 1 (e.g. Work No. 1A(iii)) to be placed within a limit of deviation for other Work Nos. (e.g. Work No. 6A (landscaping)).

- ORDER LIMITS  
- - - LOCAL AUTHORITY BOUNDARY

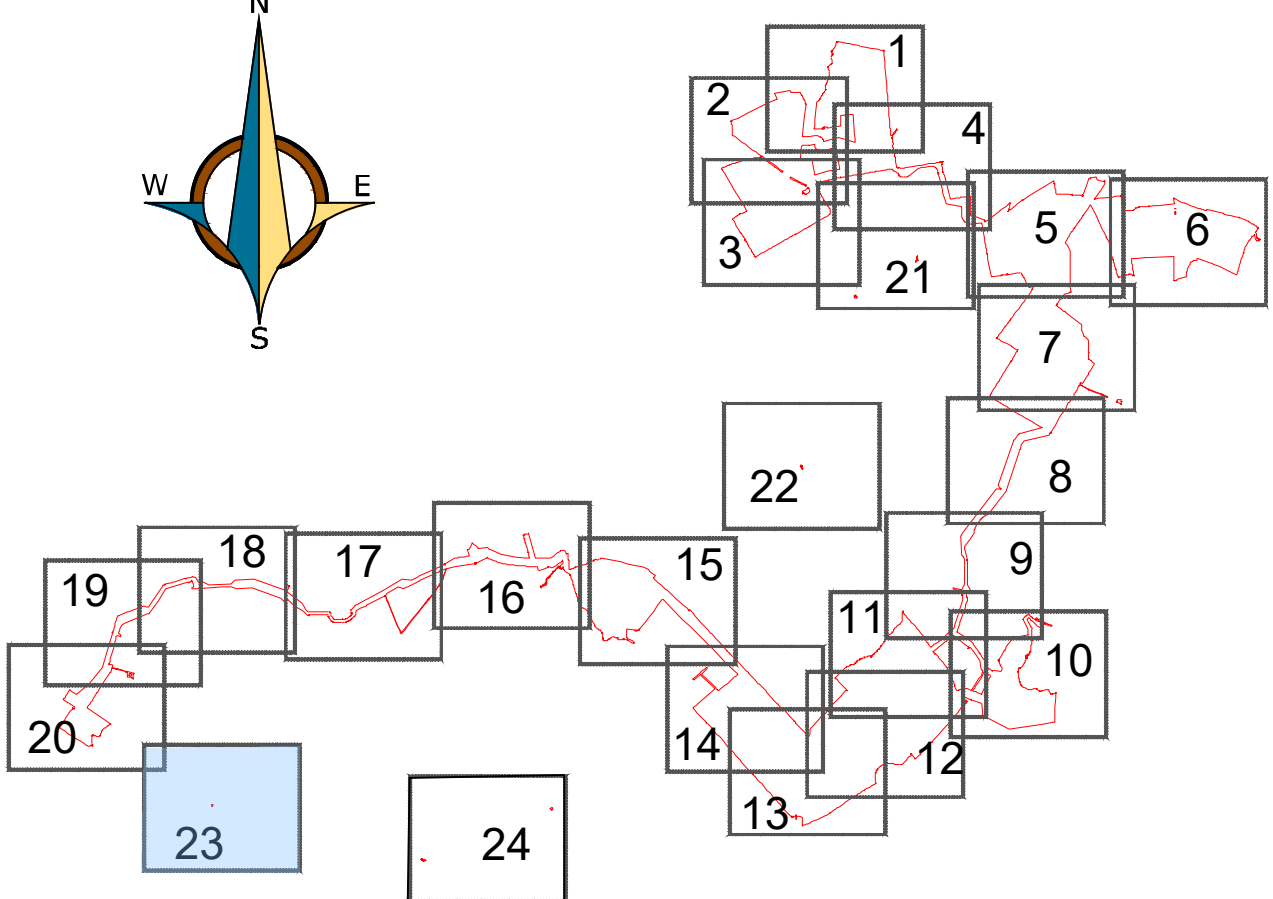

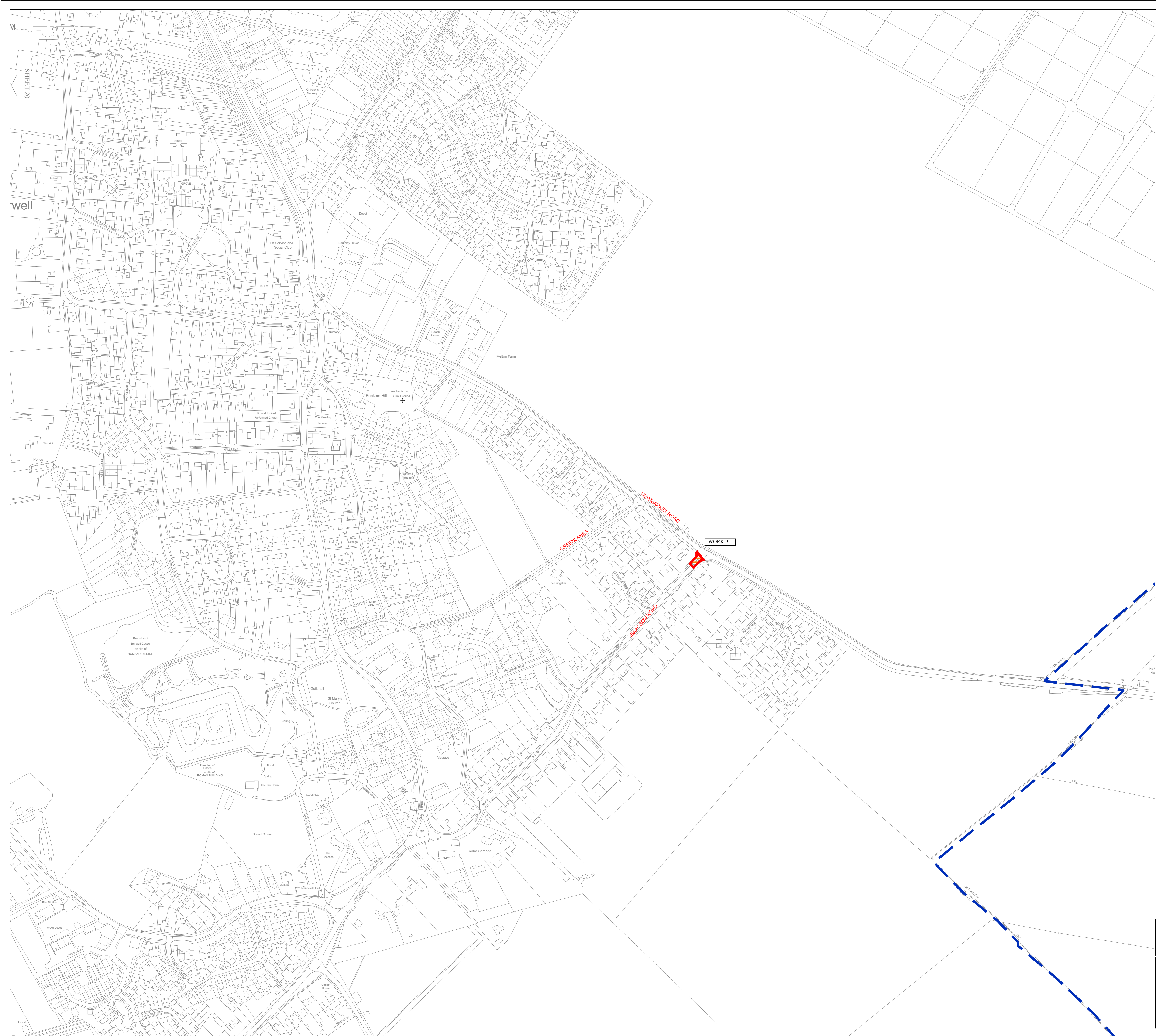
LIMITS OF DEVIATION

- Work No. 9



PROJECT:	SUNNICA ENERGY FARM DEVELOPMENT CONSENT ORDER (DCO)			
COMPANY:	PS RENEWABLES			
LAYOUT:	Infrastructure Planning (Applications: Prescribed Forms and Procedure) Rules 2009 Regulation 5(2)(j) Works Plans – SHEET 22 OF 24 Document Reference 2.2.			
DRAW BY:	Sergio Serna	PS RENEWABLES: S Substnrga Estate Masterplan, Benigno SUS 60A	DATE:	02/11/2022
DESIGN BY:	Nacho Perez - Laura Picazo		SCALE:	1:2,500
CHECK BY:	David Ortiz		SIZE:	A1





- NOTES:
- These Work Plans show the limits of deviation for the numbered works comprised in the authorised development, which are described in Schedule 1 (Authorised Development) to the draft Development Consent Order. The Works Plans should be read in conjunction with the draft Development Consent Order and the other plans and documents to be certified by it, in particular the Design Principles and the Outline Landscape and Ecological Management Plan.
  - Work Nos. 2 (battery storage) and 3 (onsite substations) are not shown individually in the key but are shown in combination with Work No. 1 and in combination with each other. Within the combined limits of deviation for Work Nos. 1, 2 and 3 the Applicant seeks authorisation for any combination of those Work Nos.
  - Schedule 1 divides Work Nos. 1, 2, 3, 5, 6, 7 and 8 into sub-works (e.g. Work Nos. 1A, 1B, 1C, 1D). The marking convention used to delineate the limits of deviation for the numbered works does not distinguish between the lettered sub works; instead the lettered sub-works are indicated with a label.
  - Work Nos. 2 (battery storage) and 3 (onsite substations) are not shown individually in the key but are shown in combination with Work No. 1 (and in some instances Work Nos. 7 and 8) and in combination with each other. Within the combined limits of deviation for these works the Applicant seeks authorisation for any combination of those Work Nos. shown within that limit of deviation.
  - The limits of deviation for Work No. 7 (temporary construction laydown area) are shown in combination with other numbered works. This signifies that the Applicant seeks authorisation to construct the other Work Nos. indicated within that combined limit of deviation once the temporary construction laydown area comprised in Work No.7 is no longer required.
  - Work Nos. 1, 2, 3, 4 and 5 include the underground infrastructure described in Schedule 1. Where the label to a limit of deviation denotes a sub-work with a roman numeral (e.g. Work No. 1A(iii)) this demonstrates that the Applicant seeks authorisation within that limit of deviation only for the sub-work denoted by that roman numeral per the description of the authorised development in Schedule 1 to the DCO, together with its related ancillary works, and any of the other Work Nos. appearing on that label. This enables, for example, underground cables comprised in Work No. 1 (e.g. Work No. 1A(iii)) to be placed within a limit of deviation for other Work Nos. (e.g. Work No. 6A (landscaping)).

- ORDER LIMITS  
- - - LOCAL AUTHORITY BOUNDARY

LIMITS OF DEVIATION

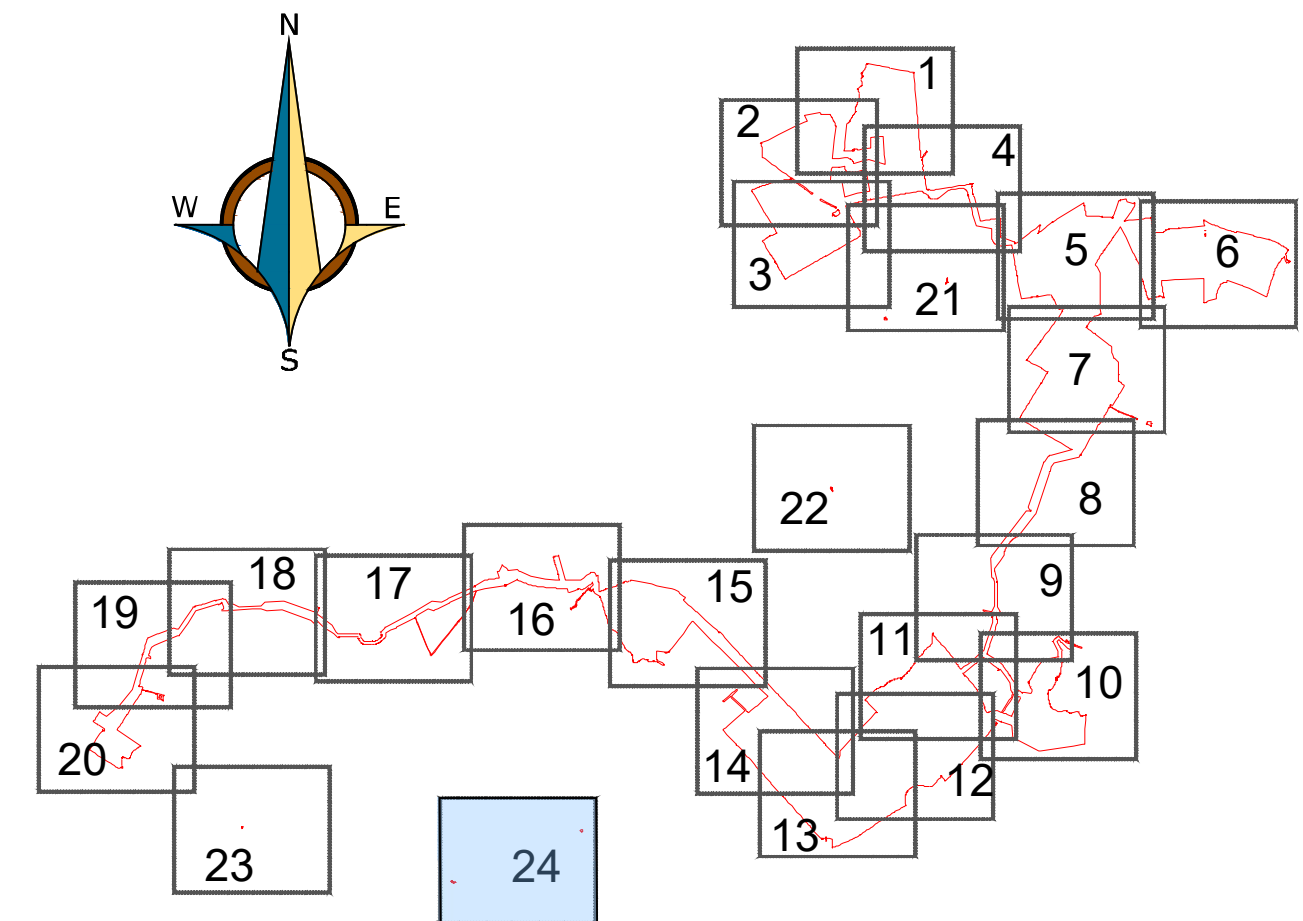


Work No. 9



PROJECT:	SUNNICA ENERGY FARM DEVELOPMENT CONSENT ORDER (DCO)		
COMPANY:	PS RENEWABLES		
LAYOUT:	Infrastructure Planning (Applications: Prescribed Forms and Procedure) Rules 2009 Regulation 5(2)(j) Works Plans – SHEET 23 OF 24 Document Reference 2.2.		
DRAW BY:	Sergio Serna	PS RENEWABLES:	DATE: 02/11/2022
DESIGN BY:	Nacho Perez - Laura Picazo	5 Substrata Estate	SCALE: 1:2,500
CHECK BY:	David Ortiz	Mastermind, Benigno	SIZE: A1
		SUB 60A	





- NOTES:
1. These Work Plans show the limits of deviation for the numbered works comprised in the authorised development, which are described in Schedule 1 (Authorised Development) to the draft Development Consent Order. The Works Plans should be read in conjunction with the draft Development Consent Order and the other plans and documents to be certified by it, in particular the Design Principles and the Outline Landscape and Ecological Management Plan.
  2. Work Nos. 2 (battery storage) and 3 (onsite substations) are not shown individually in the key but are shown in combination with Work No. 1 and in combination with each other. Within the combined limits of deviation for Work Nos. 1, 2 and 3 the Applicant seeks authorisation for any combination of those Work Nos.
  3. Schedule 1 divides Work Nos. 1, 2, 3, 5, 6, 7 and 8 into sub-works (e.g. Work Nos. 1A, 1B, 1C, 1D). The marking convention used to delineate the limits of deviation for the numbered works does not distinguish between the lettered sub-works; instead the lettered sub-works are indicated with a label.
  4. Work Nos. 2 (battery storage) and 3 (onsite substations) are not shown individually in the key but are shown in combination with Work No. 1 (and in some instances Work Nos. 7 and 8) and in combination with each other. Within the combined limits of deviation for these works the Applicant seeks authorisation for any combination of those Work Nos. shown within that limit of deviation.
  5. The limits of deviation for Work No. 7 (temporary construction laydown area) are shown in combination with other numbered works. This signifies that the Applicant seeks authorisation to construct the other Work Nos. indicated within that combined limit of deviation once the temporary construction laydown area comprised in Work No.7 is no longer required.
  6. Work Nos. 1, 2, 3, 4 and 5 include the underground infrastructure described in Schedule 1. Where the label to a limit of deviation denotes a sub-work with a roman numeral (e.g. Work No. 1A(ii)) this demonstrates that the Applicant seeks authorisation within that limit of deviation only for the sub-work denoted by that roman numeral per the description of the authorised development in Schedule 1 to the DCO, together with its related ancillary works, and any of the other Work Nos. appearing on that label. This enables, for example, underground cables comprised in Work No. 1 (e.g. Work No. 1A(ii)) to be placed within a limit of deviation for other Work Nos. (e.g. Work No. 6A (landscaping)).

— ORDER LIMITS  
- - - LOCAL AUTHORITY BOUNDARY

LIMITS OF DEVIATION



Work No. 9

PROJECT:	SUNNICA ENERGY FARM DEVELOPMENT CONSENT ORDER (DCO)		
COMPANY:	PS RENEWABLES		
LAYOUT:	Infrastructure Planning (Applications: Prescribed Forms and Procedure) Rules 2009 Regulation 5(2)(j) Works Plans – SHEET 24 OF 24 Document Reference 2.2.		
DRAW BY:	Sergio Serna	PS RENEWABLES: 5 Sturges Estate Maidenhead, Berkshire SL6 6DL	DATE: 02/11/2022
DESIGN BY:	Nacho Perez - Laura Picazo		SCALE: 1:2,500
CHECK BY:	David Ortiz		SIZE: A1